

**Q1 Please put your Questionnaire  
Reference ID in the box below**

Answered: 185 Skipped: 1

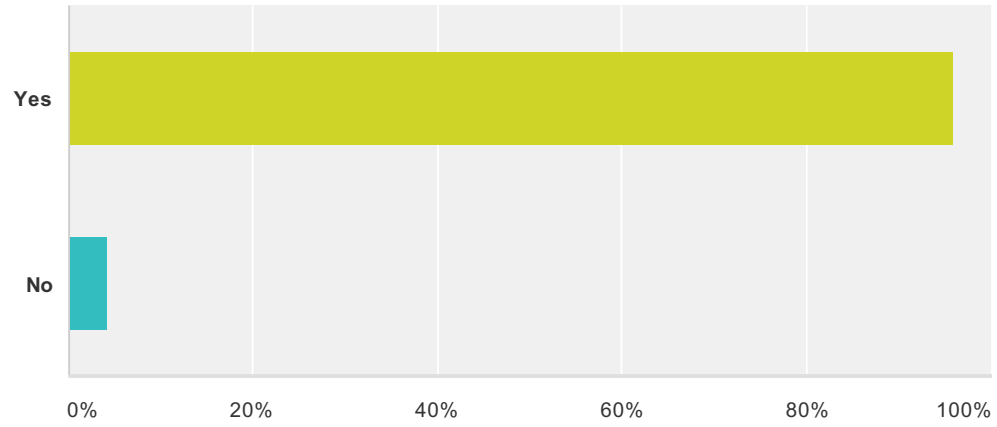
**Q2 Please indicate how many people live at your address by writing their number, in the relevant age group box. (Leave blank if none)**

Answered: 178 Skipped: 8

Answer Choices	Responses
Under 6	8.99% 16
6 - 11	8.43% 15
12 - 18	9.55% 17
19 - 39	14.61% 26
40 - 64	48.88% 87
65 - 79	43.26% 77
80+	14.04% 25

### Q3 Is your accomodation sufficient for your needs?

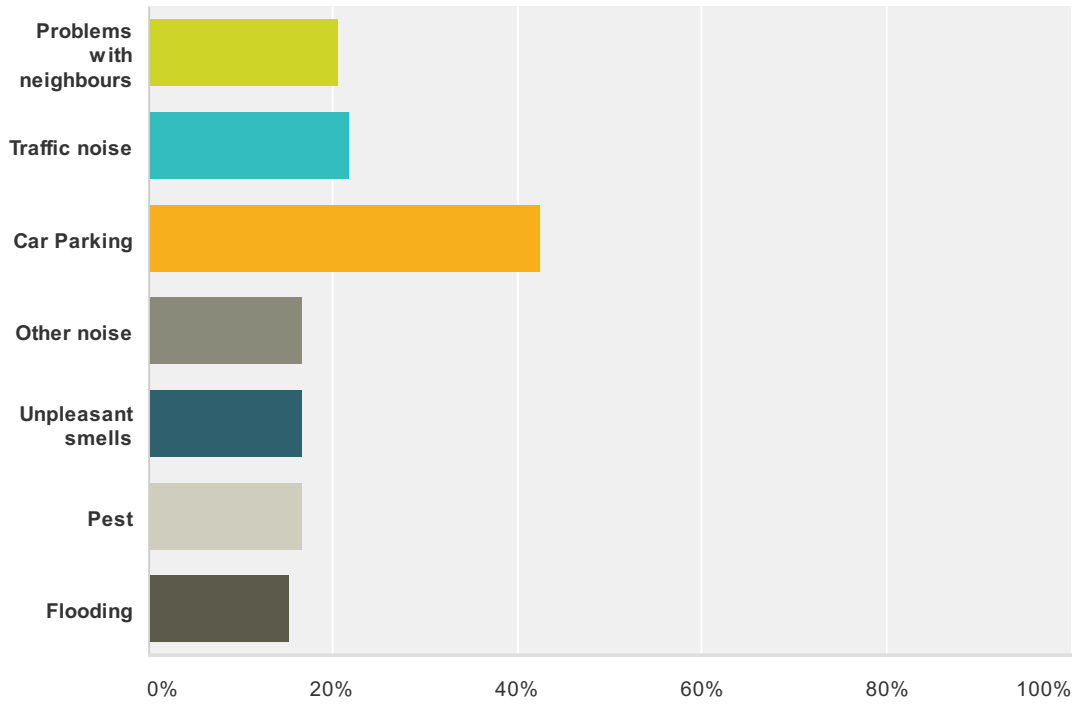
Answered: 185 Skipped: 1



Answer Choices	Responses	
Yes	95.68%	177
No	4.32%	8
<b>Total</b>		<b>185</b>

**Q4 Do you, or your household experience any of the following issues? (Please tick all that are appropriate)**

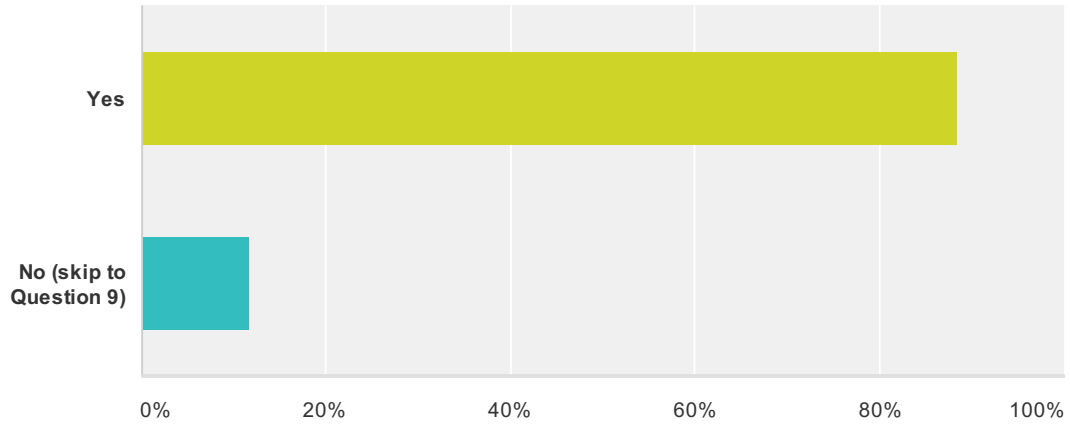
Answered: 78 Skipped: 108



Answer Choices	Responses	
Problems with neighbours	20.51%	16
Traffic noise	21.79%	17
Car Parking	42.31%	33
Other noise	16.67%	13
Unpleasant smells	16.67%	13
Pest	16.67%	13
Flooding	15.38%	12
<b>Total Respondents: 78</b>		

### Q5 Are you happy to share your views on the provision of housing within the parish?

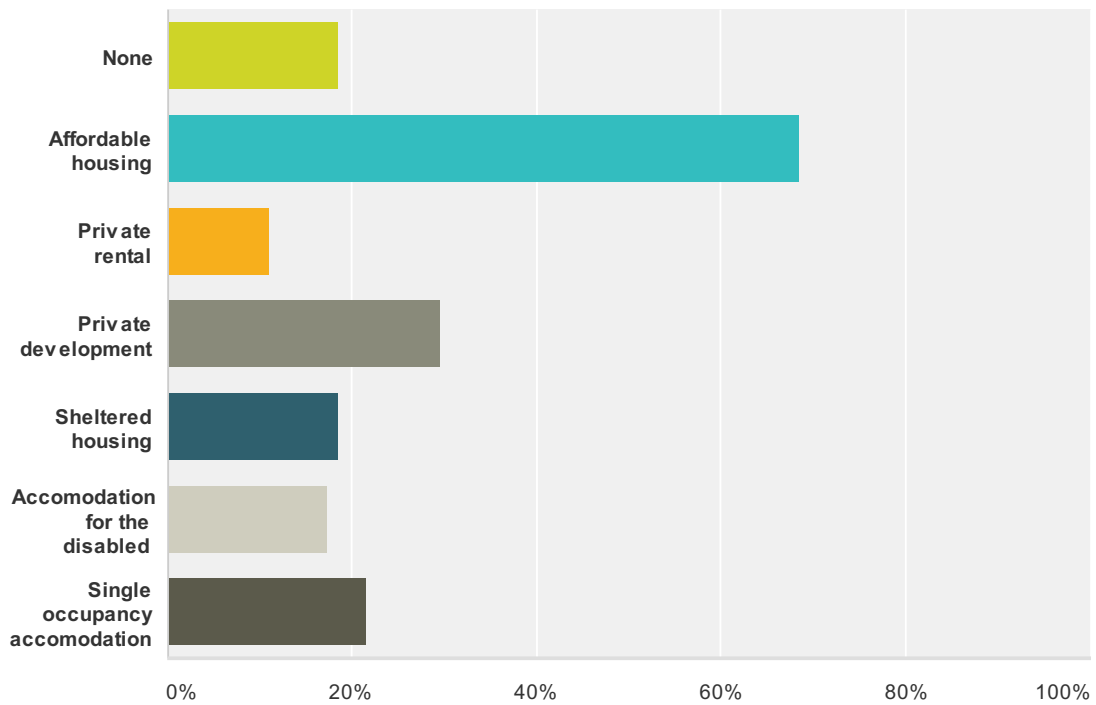
Answered: 179 Skipped: 7



Answer Choices	Responses	
Yes	88.27%	158
No (skip to Question 9)	11.73%	21
<b>Total</b>		<b>179</b>

**Q6 What type of accomodation would you like to see built? (Please select all that are appropriate)**

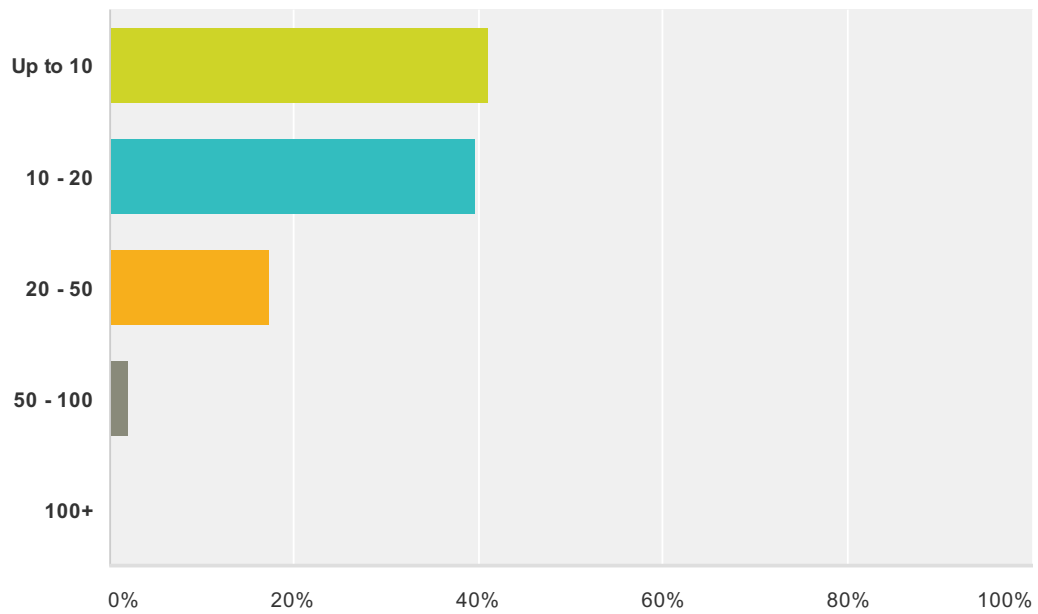
Answered: 162 Skipped: 24



Answer Choices	Responses
None	18.52% 30
Affordable housing	68.52% 111
Private rental	11.11% 18
Private development	29.63% 48
Sheltered housing	18.52% 30
Accomodation for the disabled	17.28% 28
Single occupancy accomodation	21.60% 35
<b>Total Respondents: 162</b>	

**Q7 How many properties would you like to see built? (Please select one of the options below)**

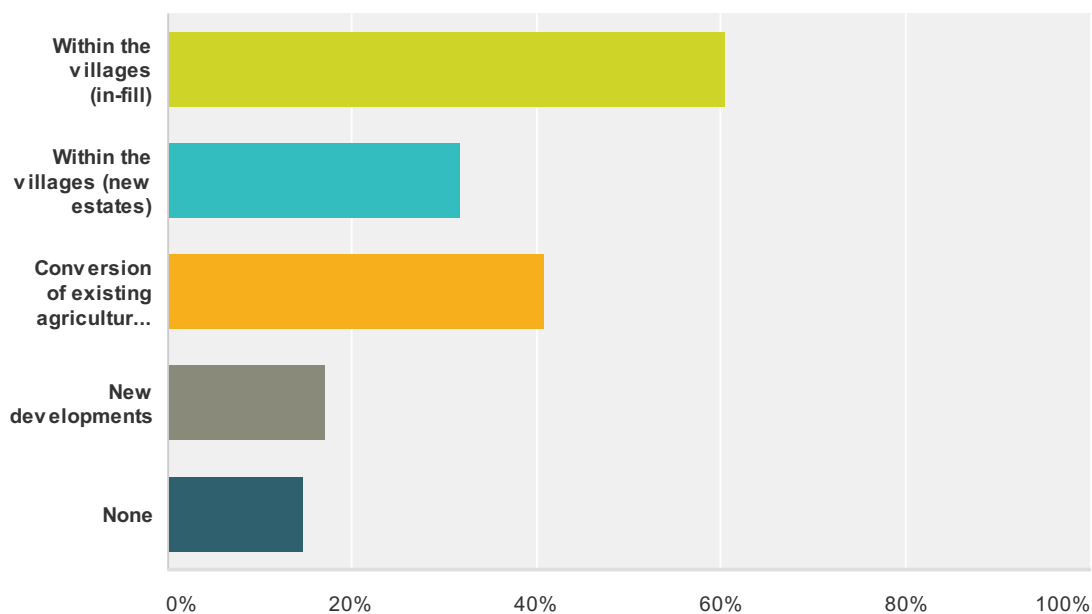
Answered: 139 Skipped: 47



Answer Choices	Responses
Up to 10	41.01% 57
10 - 20	39.57% 55
20 - 50	17.27% 24
50 - 100	2.16% 3
100+	0% 0
<b>Total</b>	<b>139</b>

**Q8 Where do you think additional properties should be built? (please select all that are appropriate)**

Answered: 157 Skipped: 29

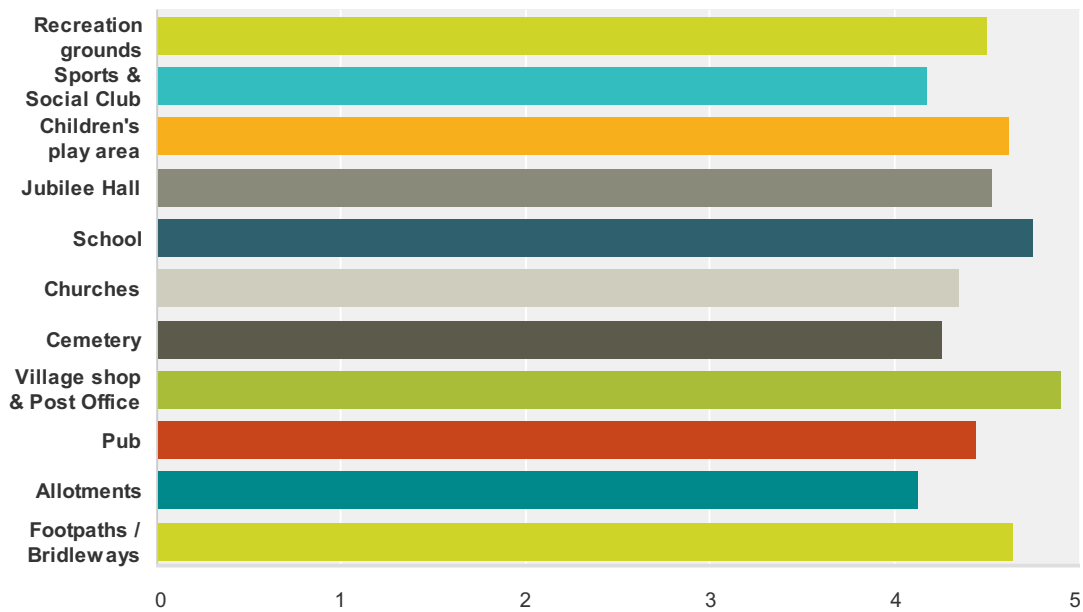


Answer Choices	Responses
Within the villages (in-fill)	60.51% 95
Within the villages (new estates)	31.85% 50
Conversion of existing agricultural buildings	40.76% 64
New developments	17.20% 27
None	14.65% 23
<b>Total Respondents: 157</b>	



**Q9 How important are the following village resources? (please tick all appropriate boxes)**

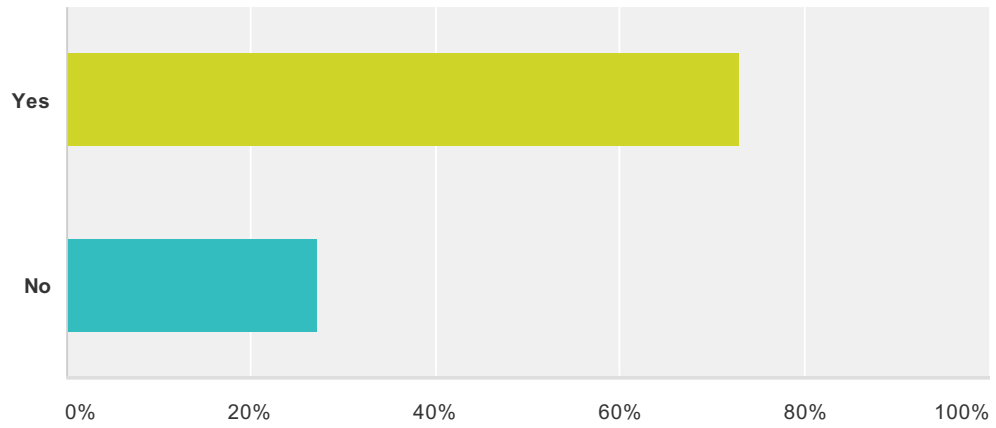
Answered: 183 Skipped: 3



	Not at all	Hardly important	Neither	Quite important	Very important	Total	Average Rating
Recreation grounds	2.84% 5	1.70% 3	2.27% 4	30.11% 53	63.07% 111	176	4.49
Sports & Social Club	5.78% 10	2.89% 5	6.36% 11	38.15% 66	46.82% 81	173	4.17
Children's play area	2.81% 5	0% 0	1.69% 3	24.16% 43	71.35% 127	178	4.61
Jubilee Hall	1.70% 3	2.27% 4	2.27% 4	30.11% 53	63.64% 112	176	4.52
School	2.84% 5	0% 0	0.57% 1	13.07% 23	83.52% 147	176	4.74
Churches	1.72% 3	4.02% 7	8.62% 15	29.89% 52	55.75% 97	174	4.34
Cemetery	3.45% 6	4.02% 7	11.49% 20	25.86% 45	55.17% 96	174	4.25
Village shop & Post Office	1.10% 2	0% 0	0% 0	6.63% 12	92.27% 167	181	4.89
Pub	2.82% 5	1.13% 2	6.21% 11	29.94% 53	59.89% 106	177	4.43
Allotments	4% 7	4% 7	11.43% 20	37.14% 65	43.43% 76	175	4.12
Footpaths / Bridleways	1.11% 2	0.56% 1	2.78% 5	25% 45	70.56% 127	180	4.63

**Q10 Jubilee Hall - Do you use it?**

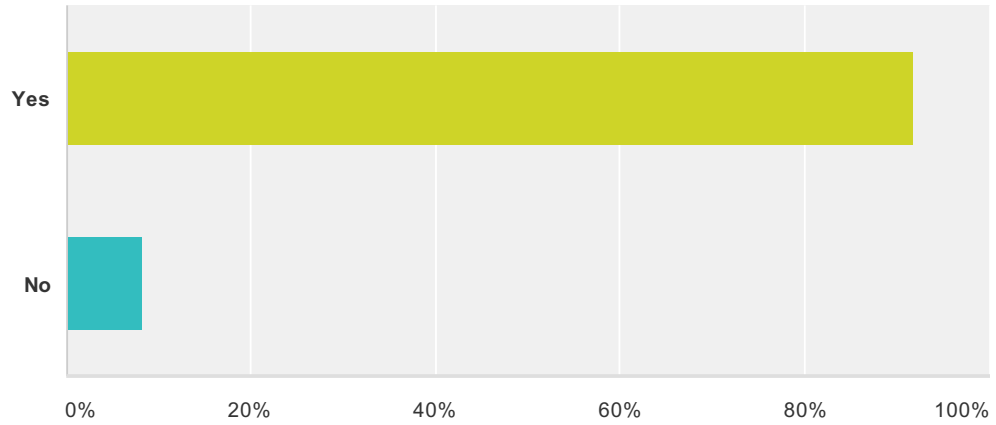
Answered: 181 Skipped: 5



Answer Choices	Responses	
Yes	72.93%	132
No	27.07%	49
<b>Total</b>		<b>181</b>

**Q11 Jubilee Hall - In your opinion, is it adequate for the needs of the Parish?**

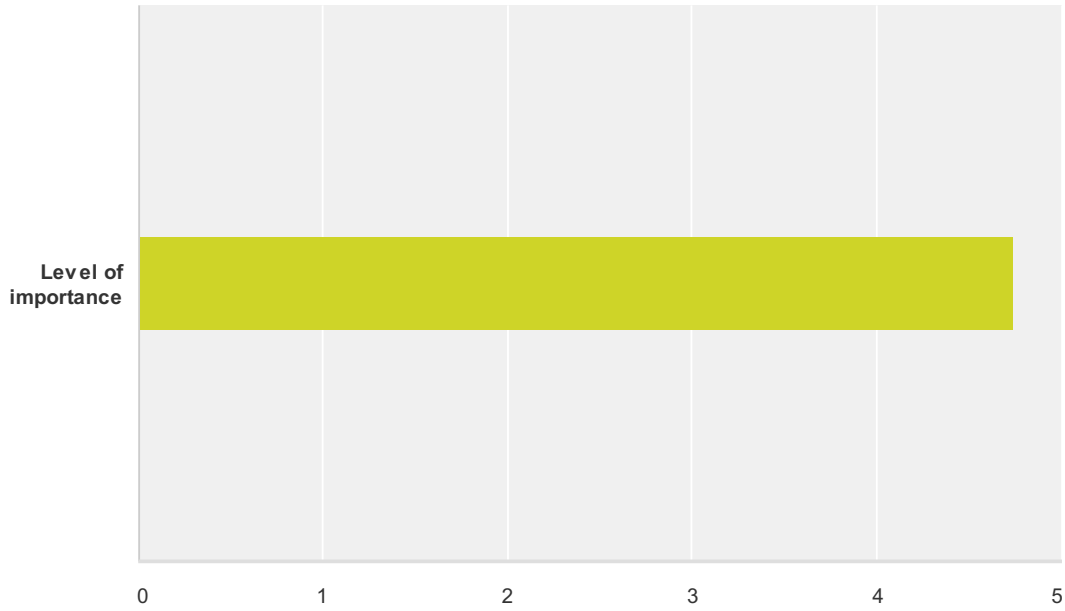
Answered: 179 Skipped: 7



Answer Choices	Responses	
Yes	91.62%	164
No	8.38%	15
<b>Total</b>		<b>179</b>

### Q12 School - How important to parish life is the school?

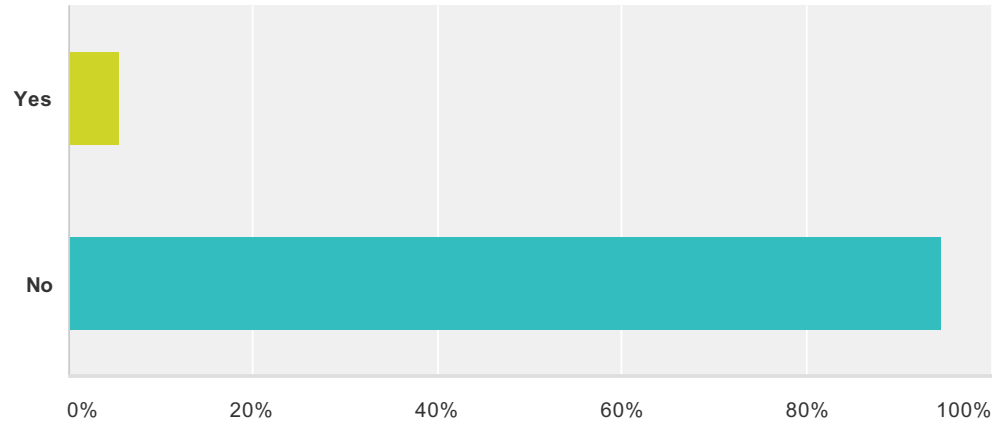
Answered: 181 Skipped: 5



	Not at all	Hardly important	Neither	Quite important	Very important	Total	Average Rating
Level of importance	0.55% 1	0.55% 1	2.76% 5	17.68% 32	78.45% 142	181	4.73

### Q13 Do you have any children at the school?

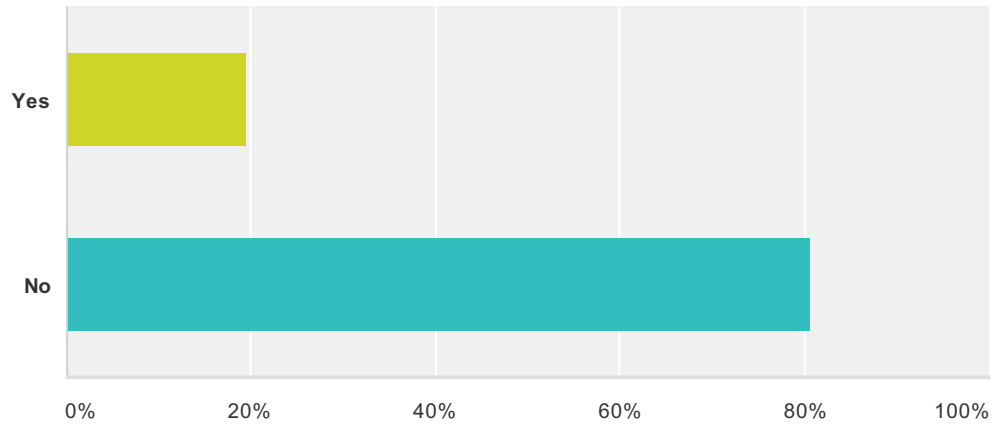
Answered: 183 Skipped: 3



Answer Choices	Responses
Yes	5.46% 10
No	94.54% 173
<b>Total</b>	<b>183</b>

**Q14 Do you have any areas of interest or experience you would be prepared to share with the children?**

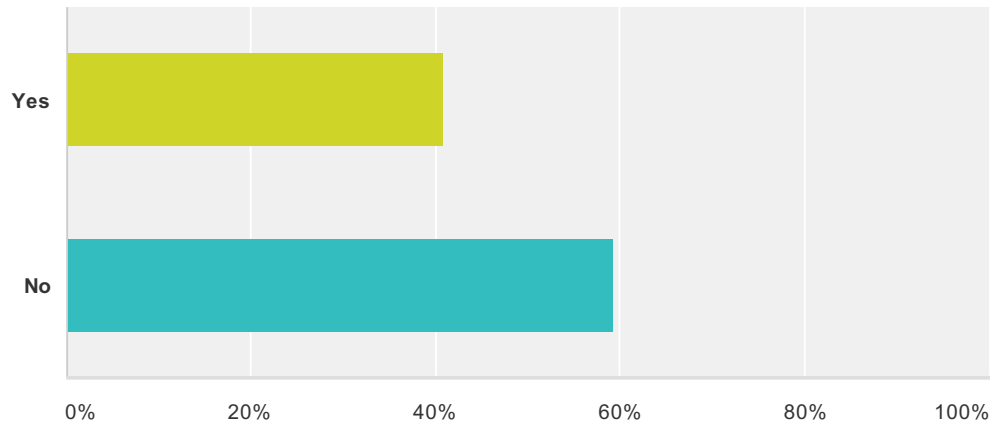
Answered: 174 Skipped: 12



Answer Choices	Responses	
Yes	19.54%	34
No	80.46%	140
<b>Total</b>		<b>174</b>

### Q15 Village Shop - Are you a shareholder?

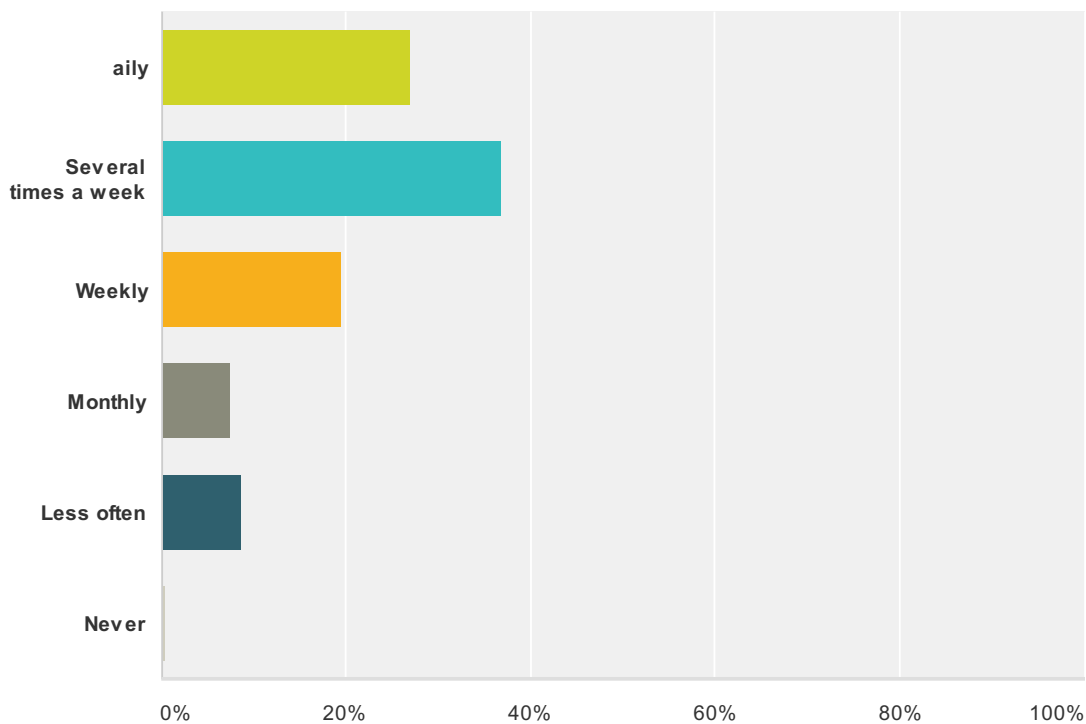
Answered: 184 Skipped: 2



Answer Choices	Responses
Yes	40.76% 75
No	59.24% 109
<b>Total</b>	<b>184</b>

**Q16 How frequently do you use the village shop? (please select one of the options below)**

Answered: 185 Skipped: 1

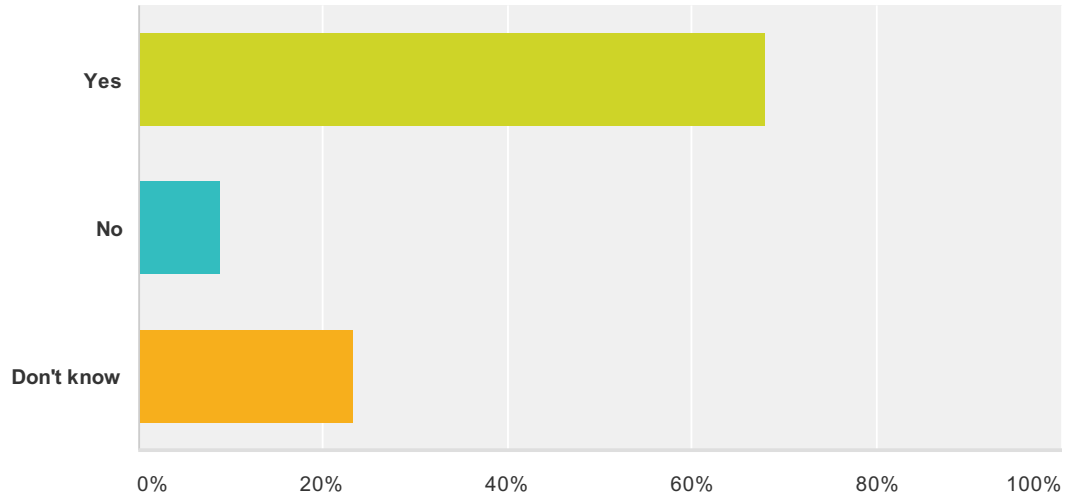


Answer Choices	Responses	Count
aily	27.03%	50
Several times a week	36.76%	68
Weekly	19.46%	36
Monthly	7.57%	14
Less often	8.65%	16
Never	0.54%	1
<b>Total</b>		<b>185</b>



### Q17 Church - Do you feel the church plays a strong role in parish life?

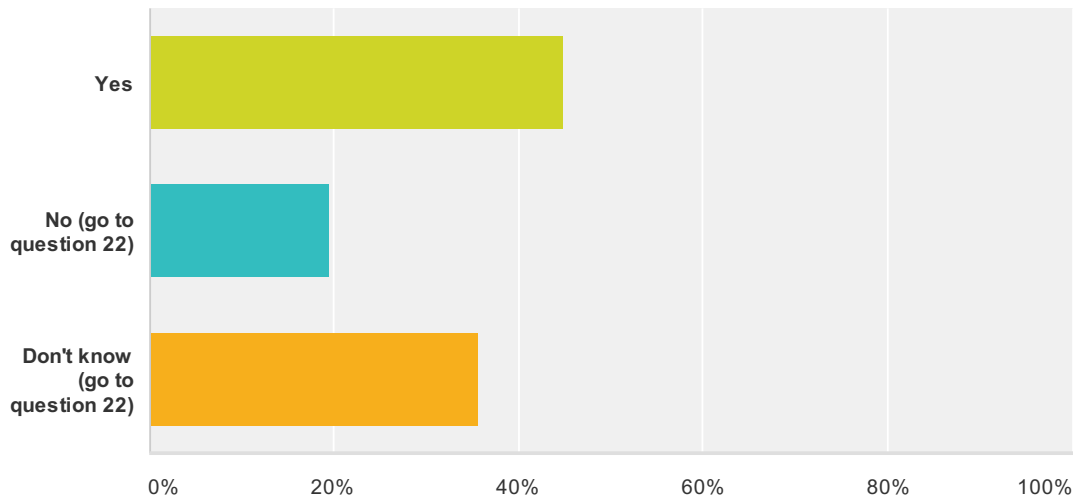
Answered: 180 Skipped: 6



Answer Choices	Responses
Yes	67.78% 122
No	8.89% 16
Don't know	23.33% 42
<b>Total</b>	<b>180</b>

**Q18 Would you like to see more activiites (excluding services) taking place?**

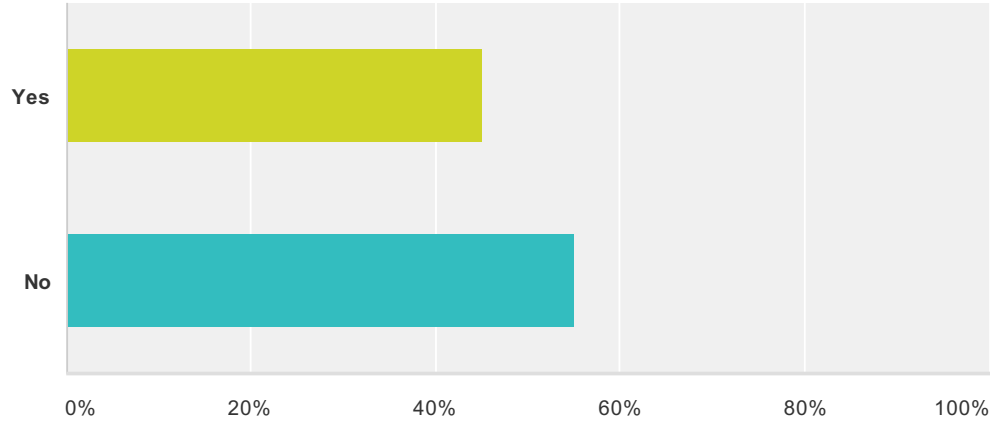
Answered: 174 Skipped: 12



Answer Choices	Responses
Yes	44.83% 78
No (go to question 22)	19.54% 34
Don't know (go to question 22)	35.63% 62
<b>Total</b>	<b>174</b>

**Q19 Would you prepared to become involved in activities to meet the costs of maintenance and preservation of our historic church buildings?**

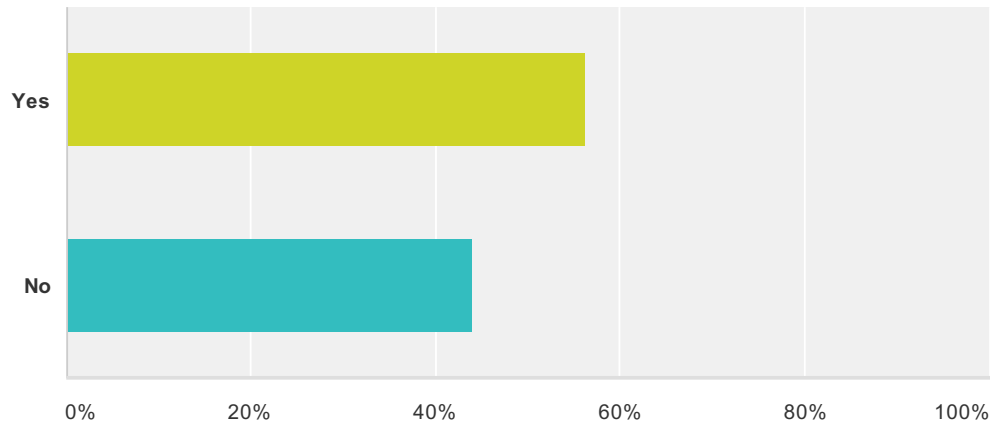
Answered: 111 Skipped: 75



Answer Choices	Responses
Yes	45.05% 50
No	54.95% 61
<b>Total</b>	<b>111</b>

### Q20 Pub - Do you use it?

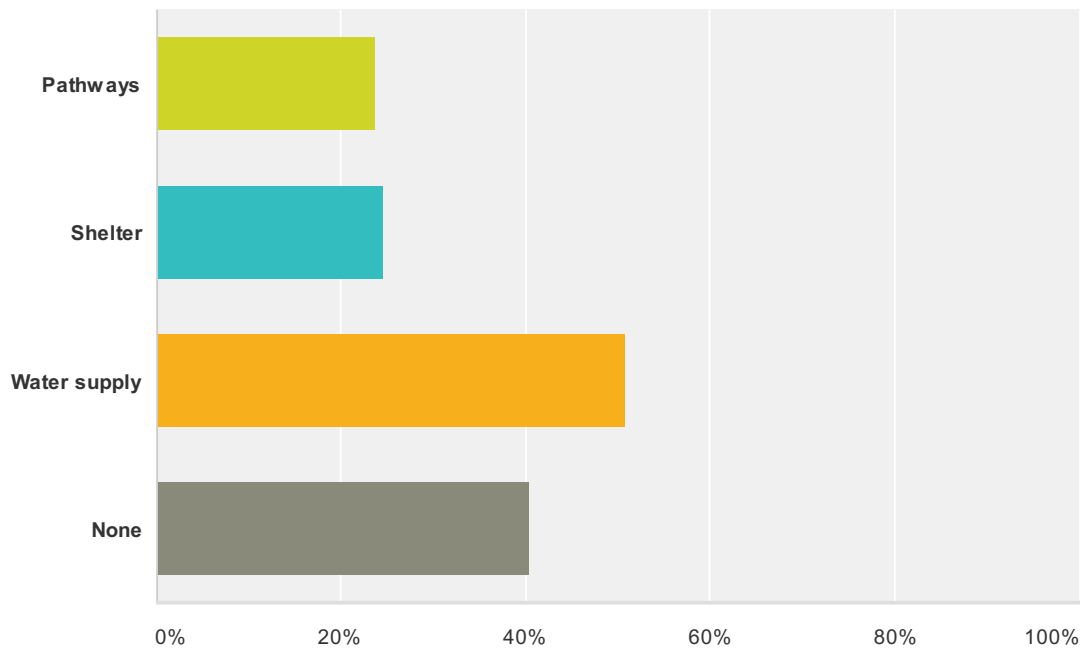
Answered: 139 Skipped: 47



Answer Choices	Responses	
Yes	56.12%	78
No	43.88%	61
<b>Total</b>		<b>139</b>

**Q21 Cemetery - What additional facilities would you like to see (please tick all that are appropriate)**

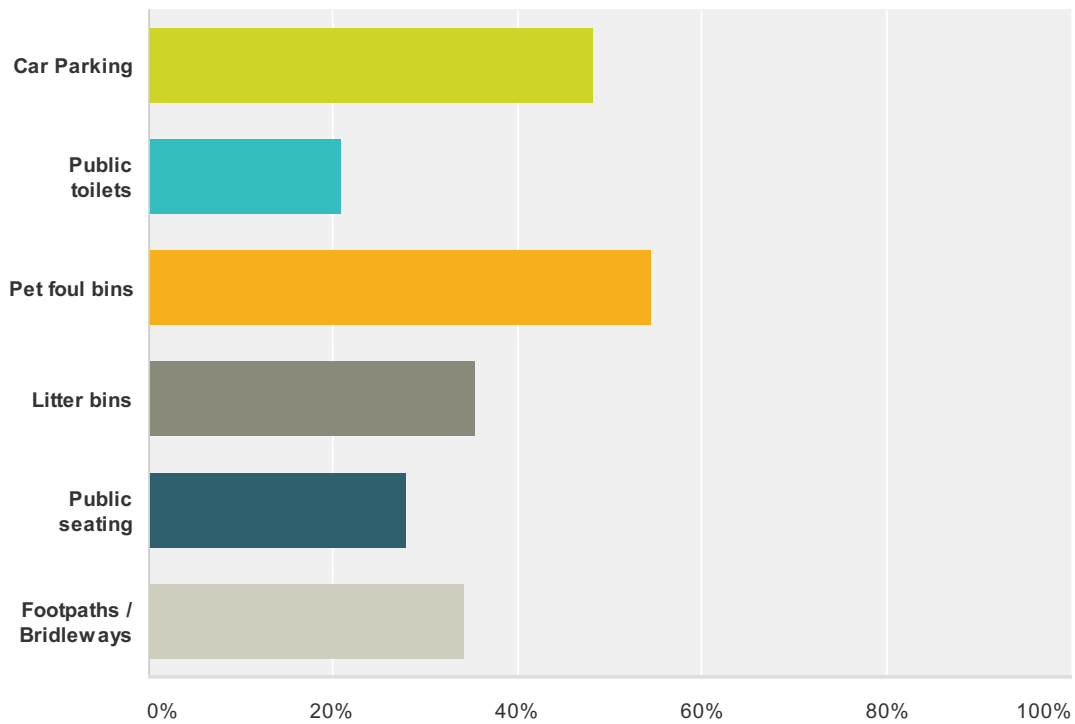
Answered: 114 Skipped: 72



Answer Choices	Responses
Pathways	23.68% 27
Shelter	24.56% 28
Water supply	50.88% 58
None	40.35% 46
<b>Total Respondents: 114</b>	

**Q22 Which additional resources do you think the parish requires? (Please tick all that apply)**

Answered: 158 Skipped: 28

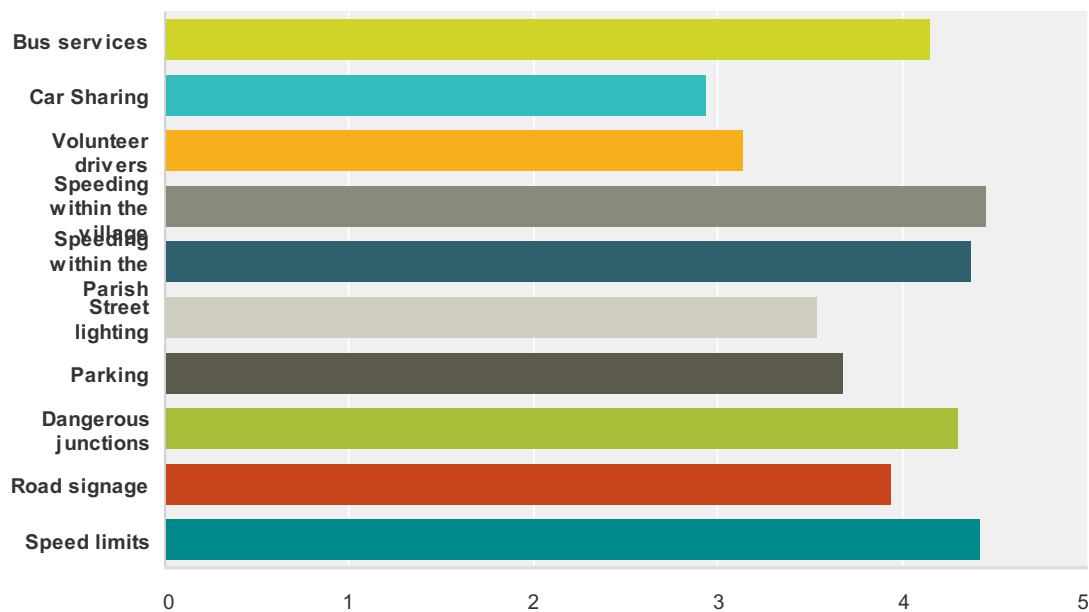


Answer Choices	Responses	
Car Parking	48.10%	76
Public toilets	20.89%	33
Pet foul bins	54.43%	86
Litter bins	35.44%	56
Public seating	27.85%	44
Footpaths / Bridleways	34.18%	54
<b>Total Respondents: 158</b>		

# Winsham Parish Plan Questionnaire 2013

## Q23 How important to you are the following? (Please make one selection per row)

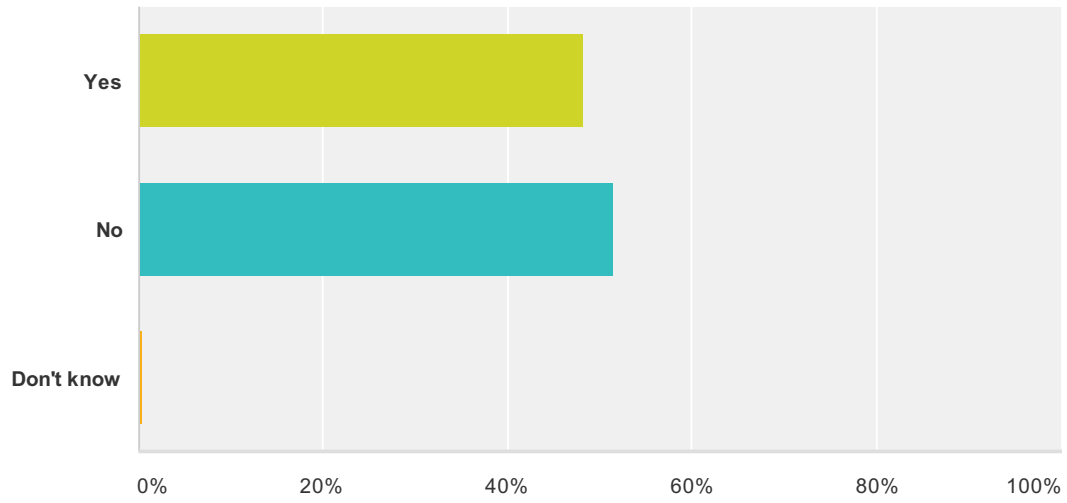
Answered: 184 Skipped: 2



	Not at all important	Hardly important	Neither	Quite important	Very important	Total	Average Rating
Bus services	7.07% 13	8.15% 15	6.52% 12	20.11% 37	58.15% 107	184	4.14
Car Sharing	18.24% 29	17.61% 28	25.16% 40	30.82% 49	8.18% 13	159	2.93
Volunteer drivers	17.20% 27	10.83% 17	24.84% 39	36.31% 57	10.83% 17	157	3.13
Speeding within the village	2.29% 4	3.43% 6	6.86% 12	22.86% 40	64.57% 113	175	4.44
Speeding within the Parish	2.31% 4	3.47% 6	7.51% 13	28.90% 50	57.80% 100	173	4.36
Street lighting	13.22% 23	10.34% 18	14.94% 26	32.76% 57	28.74% 50	174	3.53
Parking	9.88% 17	10.47% 18	13.95% 24	34.30% 59	31.40% 54	172	3.67
Dangerous junctions	4.73% 8	2.96% 5	8.28% 14	26.63% 45	57.40% 97	169	4.29
Road signage	6.02% 10	5.42% 9	15.06% 25	36.75% 61	36.75% 61	166	3.93
Speed limits	4.52% 8	1.69% 3	4.52% 8	26.55% 47	62.71% 111	177	4.41

**Q24 Do you, your children or any other members of your household use the bus services?**

Answered: 183 Skipped: 3

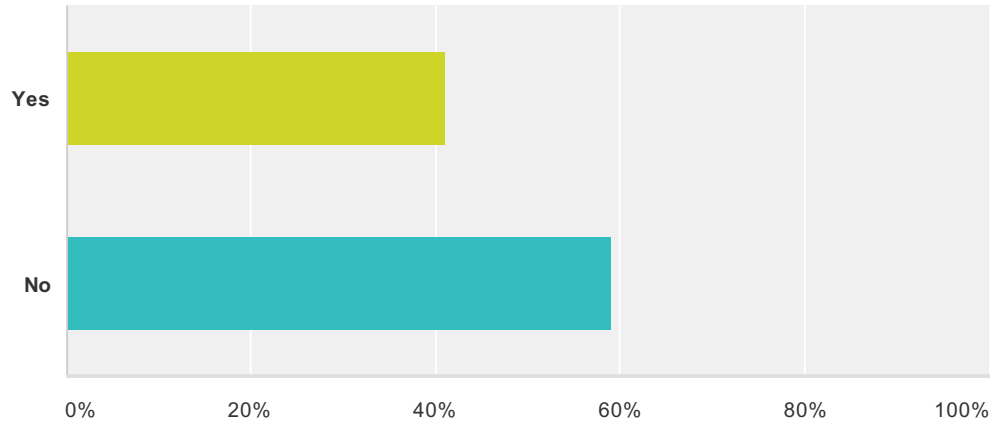


Answer Choices	Responses
Yes	48.09% 88
No	51.37% 94
Don't know	0.55% 1
<b>Total</b>	<b>183</b>



**Q25 Are the bus services adequate for the needs of the parish?**

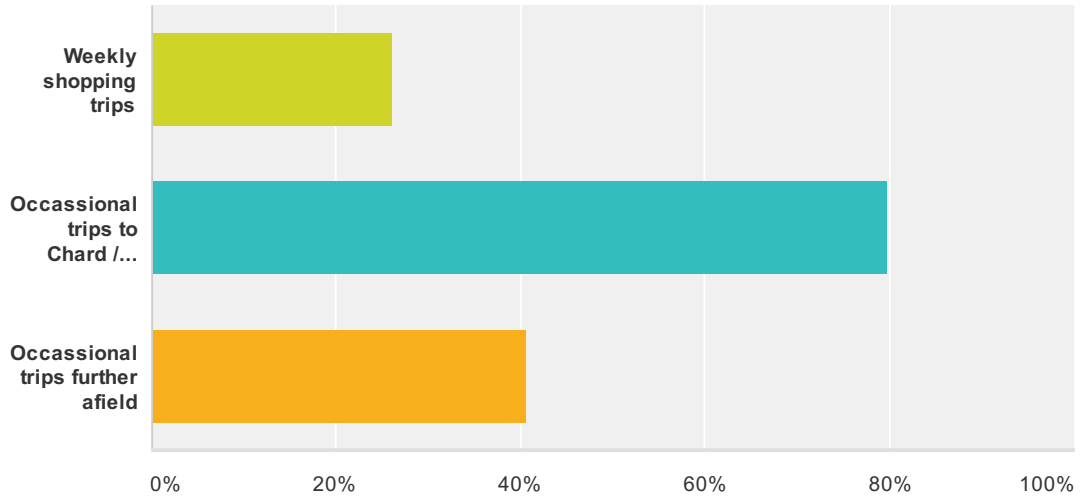
Answered: 149 Skipped: 37



Answer Choices	Responses	
Yes	40.94%	61
No	59.06%	88
<b>Total</b>		<b>149</b>

### Q26 Car Sharing - Would you be prepared to share a car for:

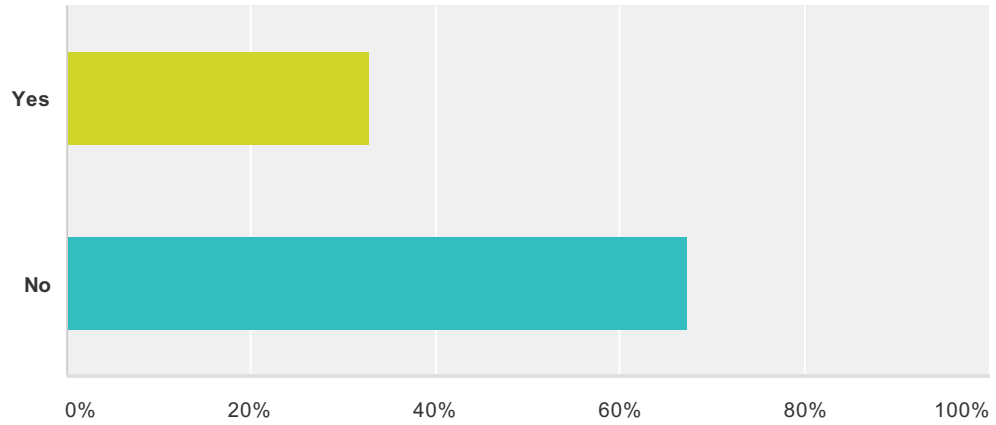
Answered: 69 Skipped: 117



Answer Choices	Responses
Weekly shopping trips	26.09% 18
Occasional trips to Chard / Crewkerne	79.71% 55
Occasional trips further afield	40.58% 28
<b>Total Respondents: 69</b>	

**Q27 Would you volunteer to drive people to Doctor / Hospital appointments?**

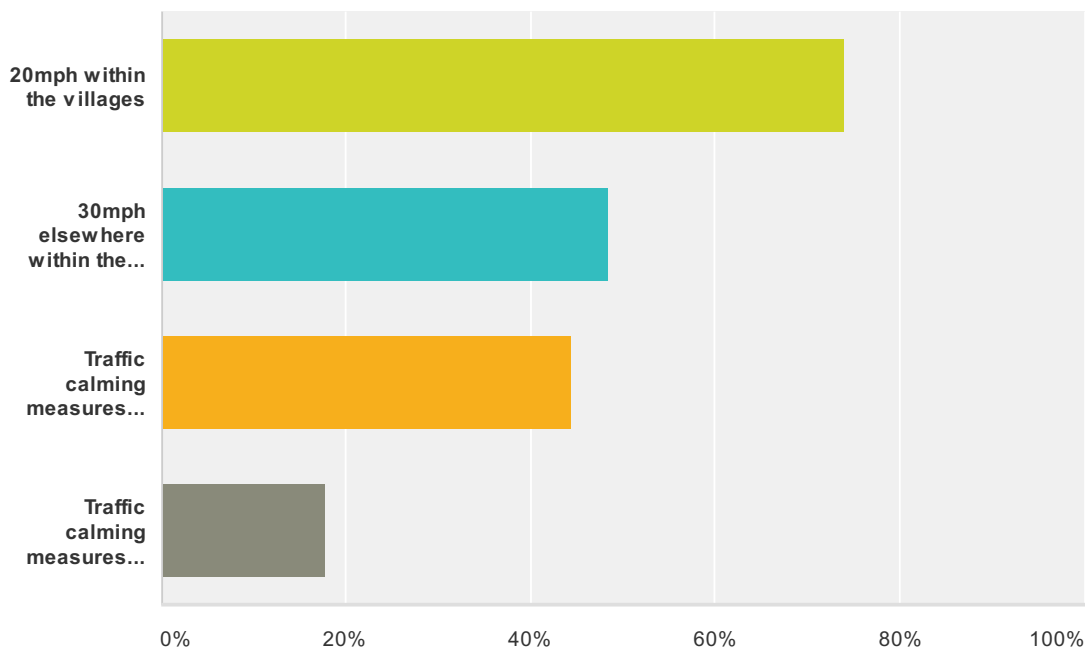
Answered: 153 Skipped: 33



Answer Choices	Responses	
Yes	32.68%	50
No	67.32%	103
<b>Total</b>		<b>153</b>

**Q28 Should the following speed control be considered? (Please tick all that are appropriate)**

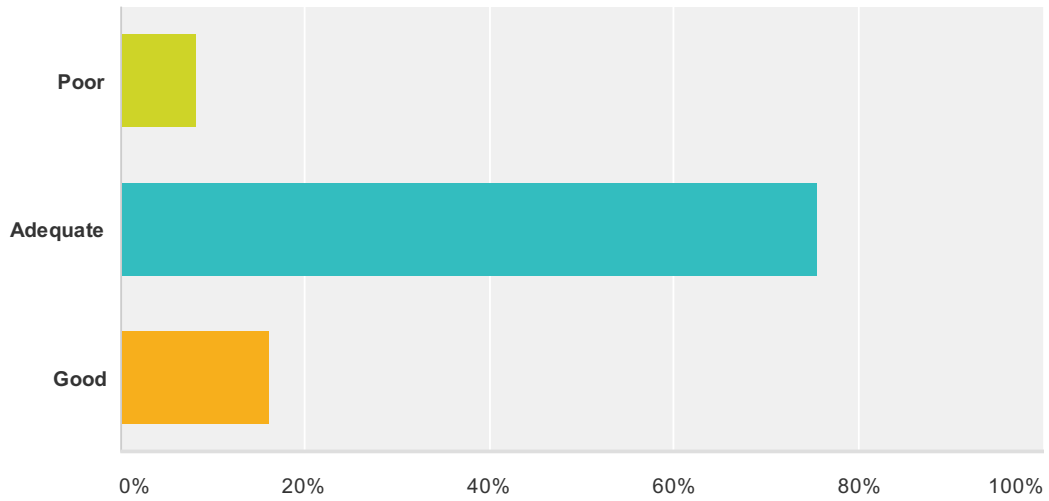
Answered: 153 Skipped: 33



Answer Choices	Responses
20mph within the villages	73.86% 113
30mph elsewhere within the parish	48.37% 74
Traffic calming measures within the villages	44.44% 68
Traffic calming measures elsewhere within the parish	17.65% 27
<b>Total Respondents: 153</b>	

**Q29 Street lighting - Which of the following statements most closely reflects your views?**

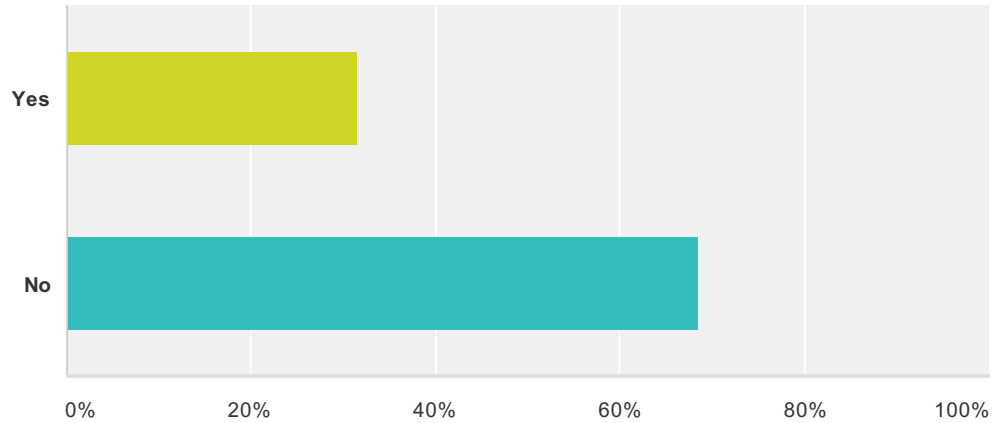
Answered: 179 Skipped: 7



Answer Choices	Responses
Poor	8.38% 15
Adequate	75.42% 135
Good	16.20% 29
<b>Total</b>	<b>179</b>

**Q30 The County Council's "Dark Nights Scheme" will reach Winsham within the next two years and street lights will switch off between midnight and 6am. Are there any areas that you think are dangerous where the lights should stay on?**

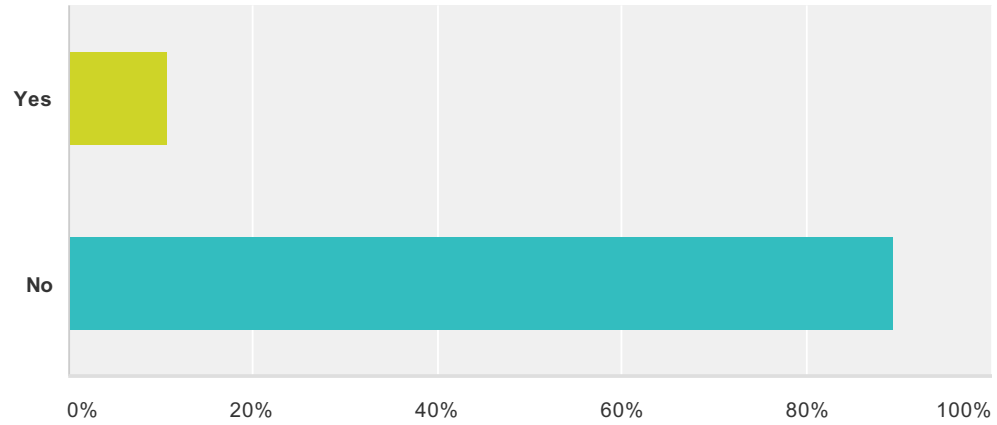
Answered: 168 Skipped: 18



Answer Choices	Responses
Yes	31.55% 53
No	68.45% 115
<b>Total</b>	<b>168</b>

### Q31 Car Parking - Do you have any problems parking your own car?

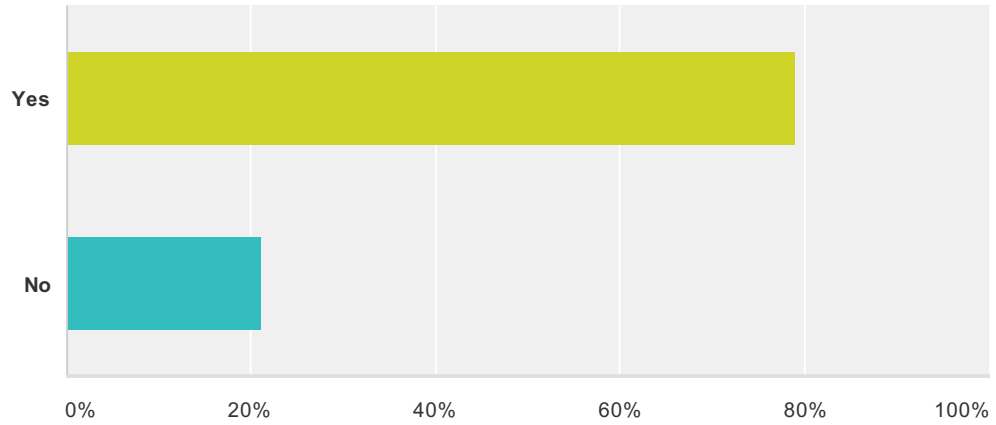
Answered: 169 Skipped: 17



Answer Choices	Responses	
Yes	10.65%	18
No	89.35%	151
<b>Total</b>		<b>169</b>

**Q32 Do you have a private parking space (i.e. on your own property)?**

Answered: 175 Skipped: 11

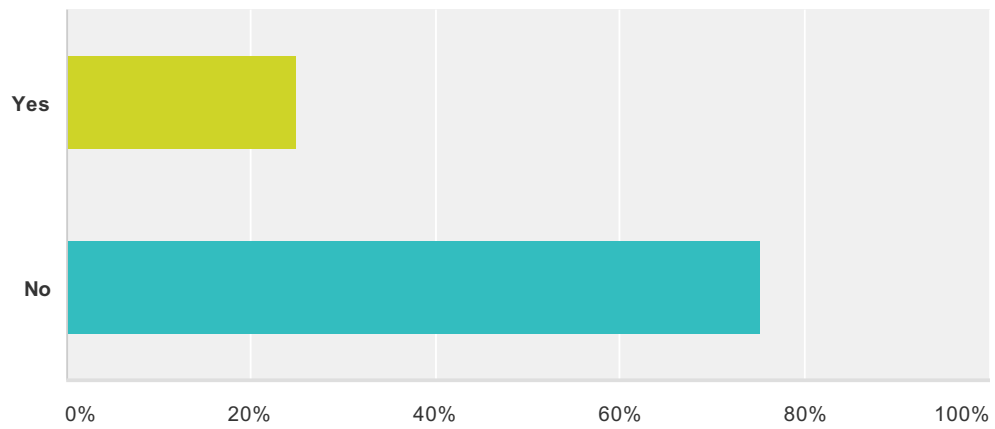


Answer Choices	Responses	
Yes	78.86%	138
No	21.14%	37
<b>Total</b>		<b>175</b>



**Q33 Does parking of other people's cars or commercial vehicles cause you problems on a regular basis?**

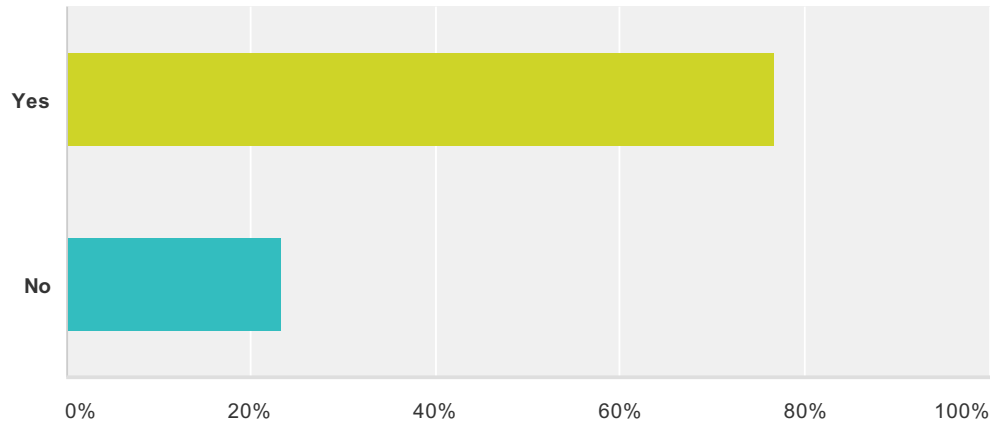
Answered: 176 Skipped: 10



Answer Choices	Responses
Yes	25% 44
No	75% 132
<b>Total</b>	<b>176</b>

**Q34 Do you think there are sufficient indoor and outdoor leisure and recreational facilities / activities within the parish?**

Answered: 163 Skipped: 23

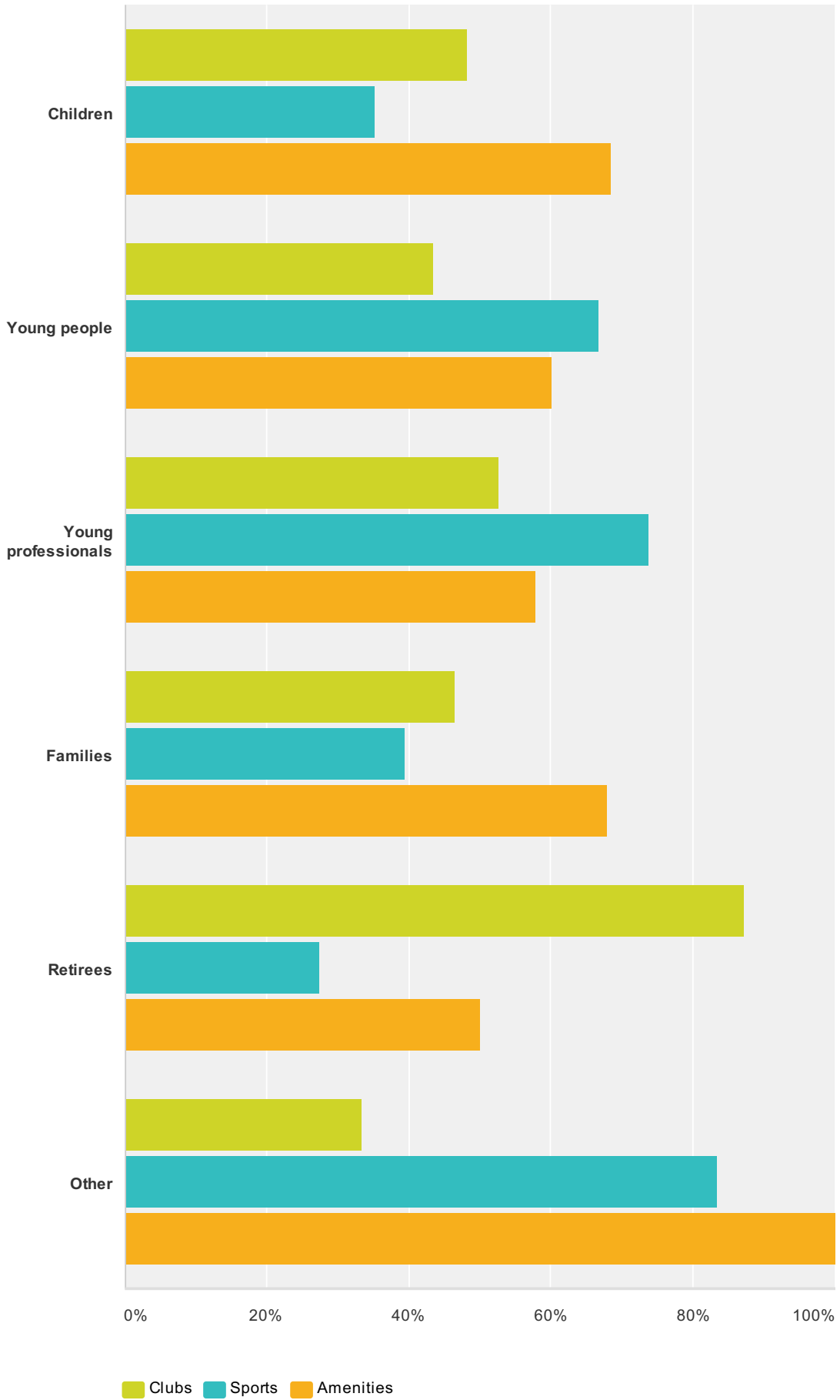


Answer Choices	Responses
Yes	76.69% 125
No	23.31% 38
<b>Total</b>	<b>163</b>

**Q35 Are there sufficient activities / facilities for each of the following groups? (please tick where there are and leave others blank)**

Answered: 86 Skipped: 100

# Winsham Parish Plan Questionnaire 2013



Clubs Sports Amenities

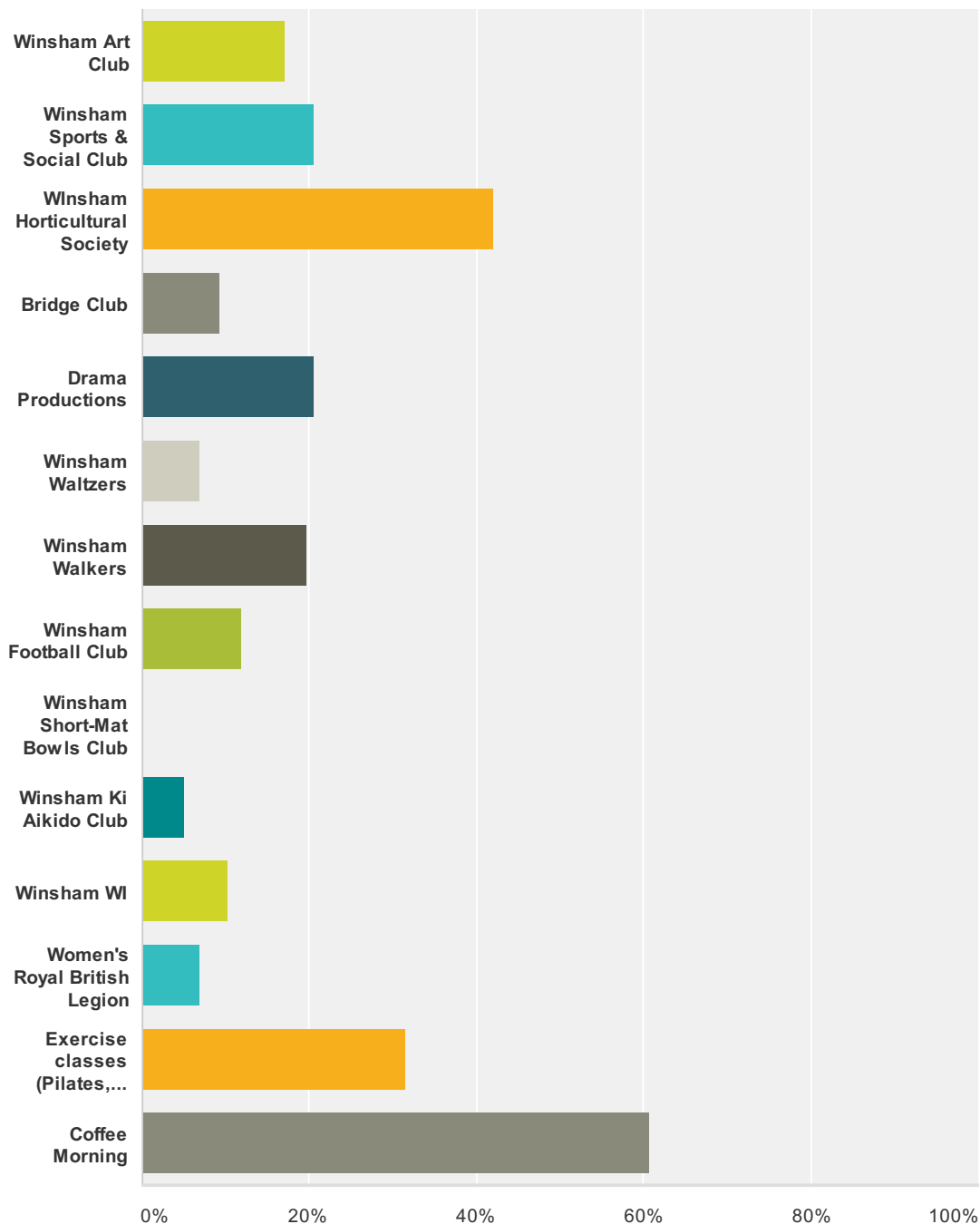
	Clubs	Sports	Amenities	Total Respondents
Children	48.15%	35.19%	68.52%	

## Winsham Parish Plan Questionnaire 2013

	26	19	37	82
Young people	<b>43.33%</b> 13	<b>66.67%</b> 20	<b>60%</b> 18	51
Young professionals	<b>52.63%</b> 10	<b>73.68%</b> 14	<b>57.89%</b> 11	35
Families	<b>46.43%</b> 13	<b>39.29%</b> 11	<b>67.86%</b> 19	43
Retirees	<b>87.10%</b> 54	<b>27.42%</b> 17	<b>50%</b> 31	102
Other	<b>33.33%</b> 2	<b>83.33%</b> 5	<b>100%</b> 6	13

**Q36 Which of the following activities that currently take place within the parish does any member of your household currently support?**

Answered: 117 Skipped: 69



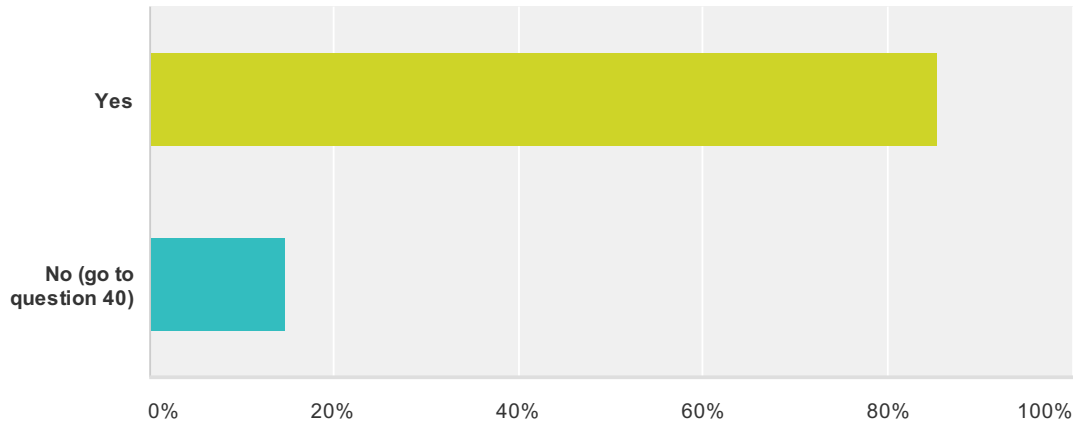
Answer Choices	Responses
Winsham Art Club	17.09% 20
Winsham Sports & Social Club	20.51% 24
Winsham Horticultural Society	41.88% 49

## Winsham Parish Plan Questionnaire 2013

Bridge Club	9.40%	11
Drama Productions	20.51%	24
Winsham Waltzers	6.84%	8
Winsham Walkers	19.66%	23
Winsham Football Club	11.97%	14
Winsham Short-Mat Bowls Club	0%	0
Winsham Ki Aikido Club	5.13%	6
Winsham WI	10.26%	12
Women's Royal British Legion	6.84%	8
Exercise classes (Pilates, yoga, movement to music, etc)	31.62%	37
Coffee Morning	60.68%	71
<b>Total Respondents: 117</b>		

**Q37 Does anyone in your household use the footpaths / bridleways within the parish?**

Answered: 184 Skipped: 2

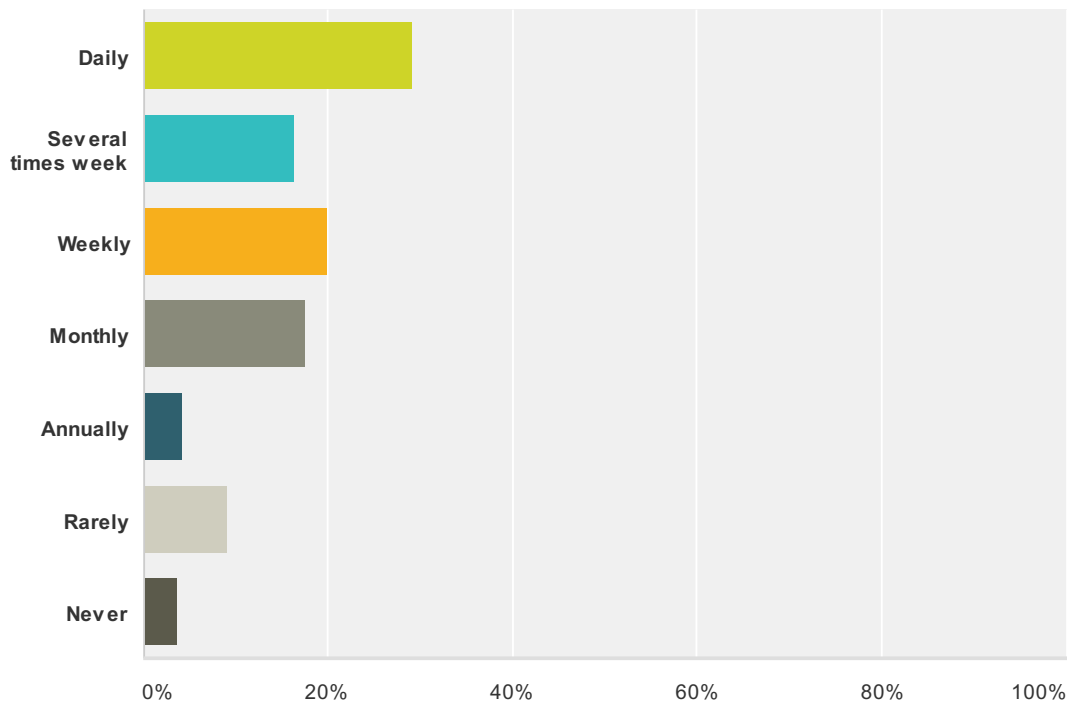


Answer Choices	Responses	
Yes	85.33%	157
No (go to question 40)	14.67%	27
<b>Total</b>		<b>184</b>



**Q38 How often do you, or any member of your household walk any of the footpaths / bridleways?**

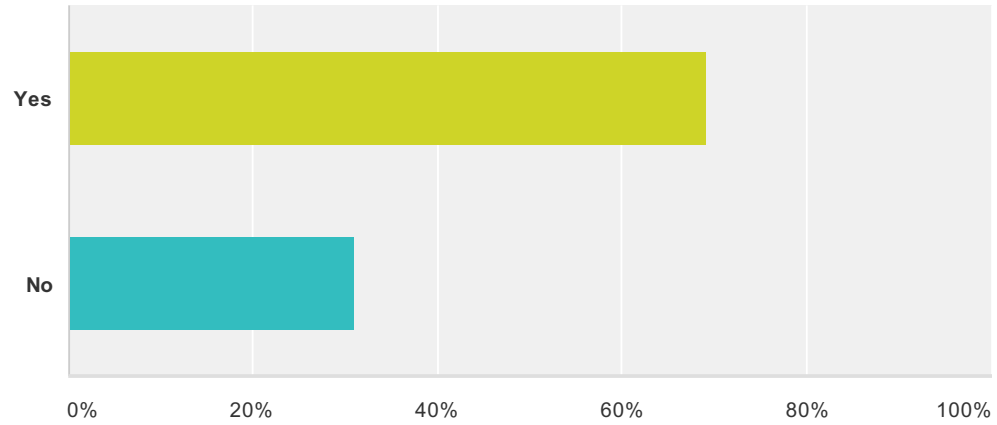
Answered: 165 Skipped: 21



Answer Choices	Responses	Count
Daily	29.09%	48
Several times week	16.36%	27
Weekly	20%	33
Monthly	17.58%	29
Annually	4.24%	7
Rarely	9.09%	15
Never	3.64%	6
<b>Total</b>		<b>165</b>

**Q39 Are the footpaths maintained to an appropriate standard?**

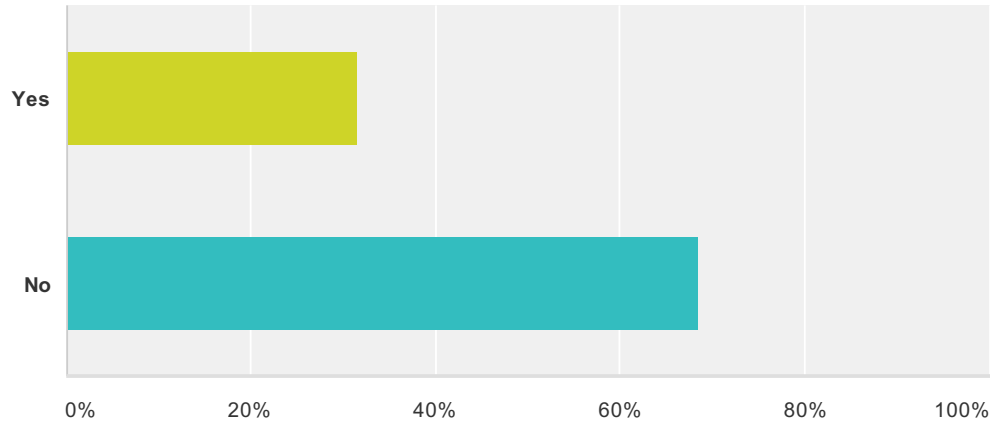
Answered: 152 Skipped: 34



Answer Choices	Responses	
Yes	69.08%	105
No	30.92%	47
<b>Total</b>		<b>152</b>

### Q40 Do you need more information on footpaths?

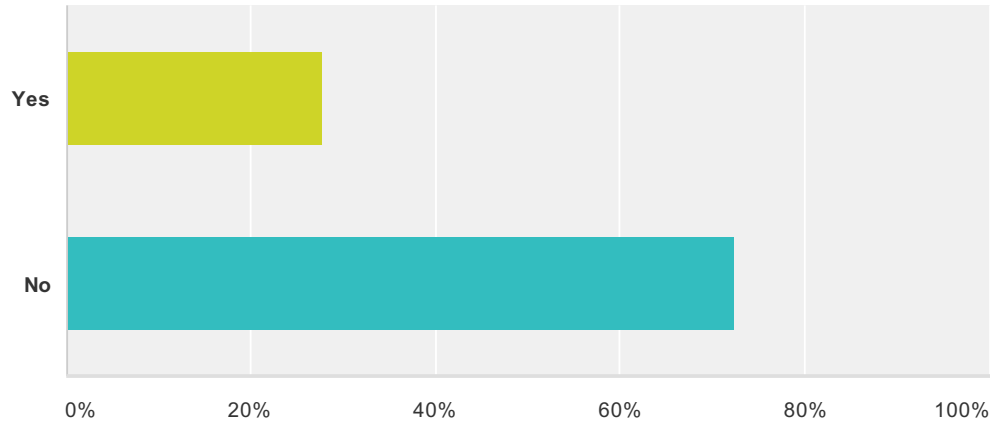
Answered: 168 Skipped: 18



Answer Choices	Responses	
Yes	31.55%	53
No	68.45%	115
<b>Total</b>		<b>168</b>

**Q41 Would you be prepared to join a group to maintain / check the paths?**

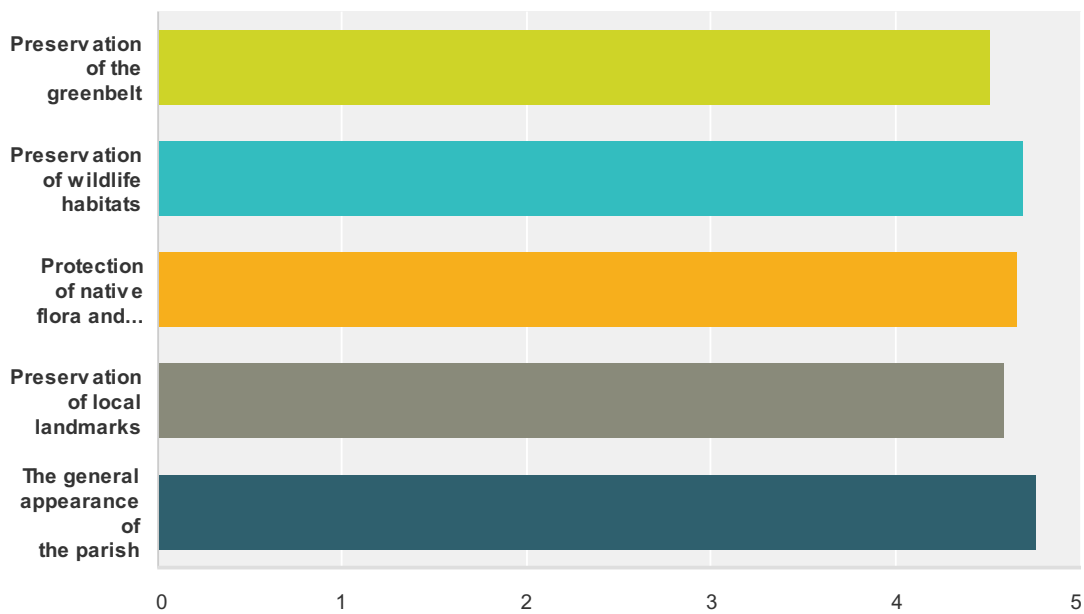
Answered: 166 Skipped: 20



Answer Choices	Responses	
Yes	27.71%	46
No	72.29%	120
<b>Total</b>		<b>166</b>

**Q42 How important to you, or your household are the following? (Please make one selection per row)**

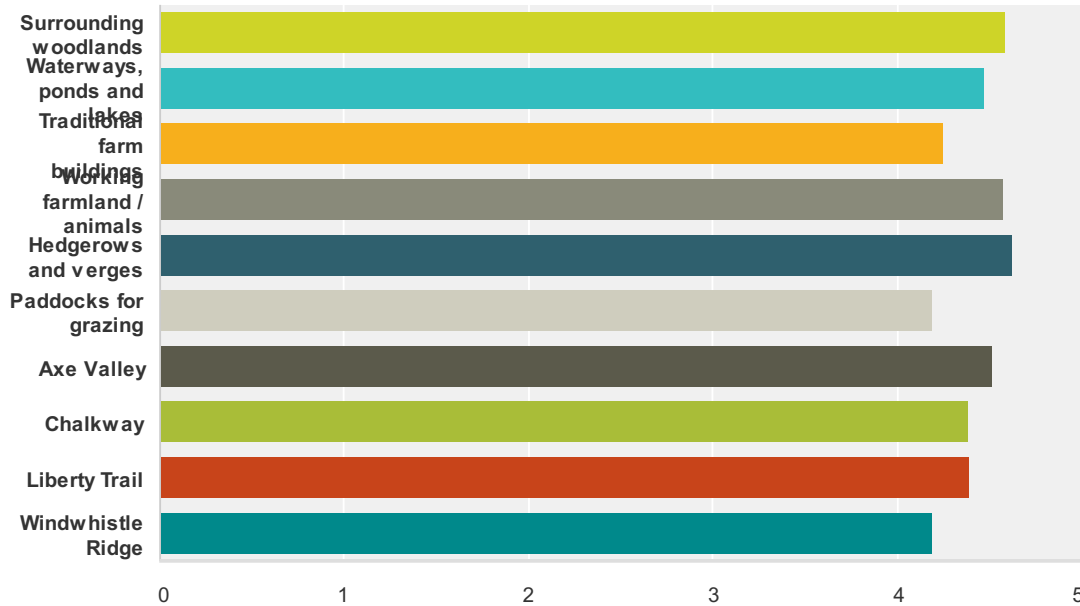
Answered: 179 Skipped: 7



	Not at all	A little	Neither	Quite a lot	Very	Total	Average Rating
Preservation of the greenbelt	1.75% 3	3.51% 6	4.68% 8	22.81% 39	67.25% 115	171	4.50
Preservation of wildlife habitats	0.58% 1	1.17% 2	2.92% 5	20.47% 35	74.85% 128	171	4.68
Protection of native flora and fauna	0.58% 1	1.74% 3	2.91% 5	22.09% 38	72.67% 125	172	4.65
Preservation of local landmarks	0.58% 1	1.16% 2	2.33% 4	31.40% 54	64.53% 111	172	4.58
The general appearance of the parish	0% 0	0.56% 1	0.56% 1	22.35% 40	76.54% 137	179	4.75

**Q43 Indicate which of the following countryside features in and around the parish are important to your household:  
(Please make one selection per row)**

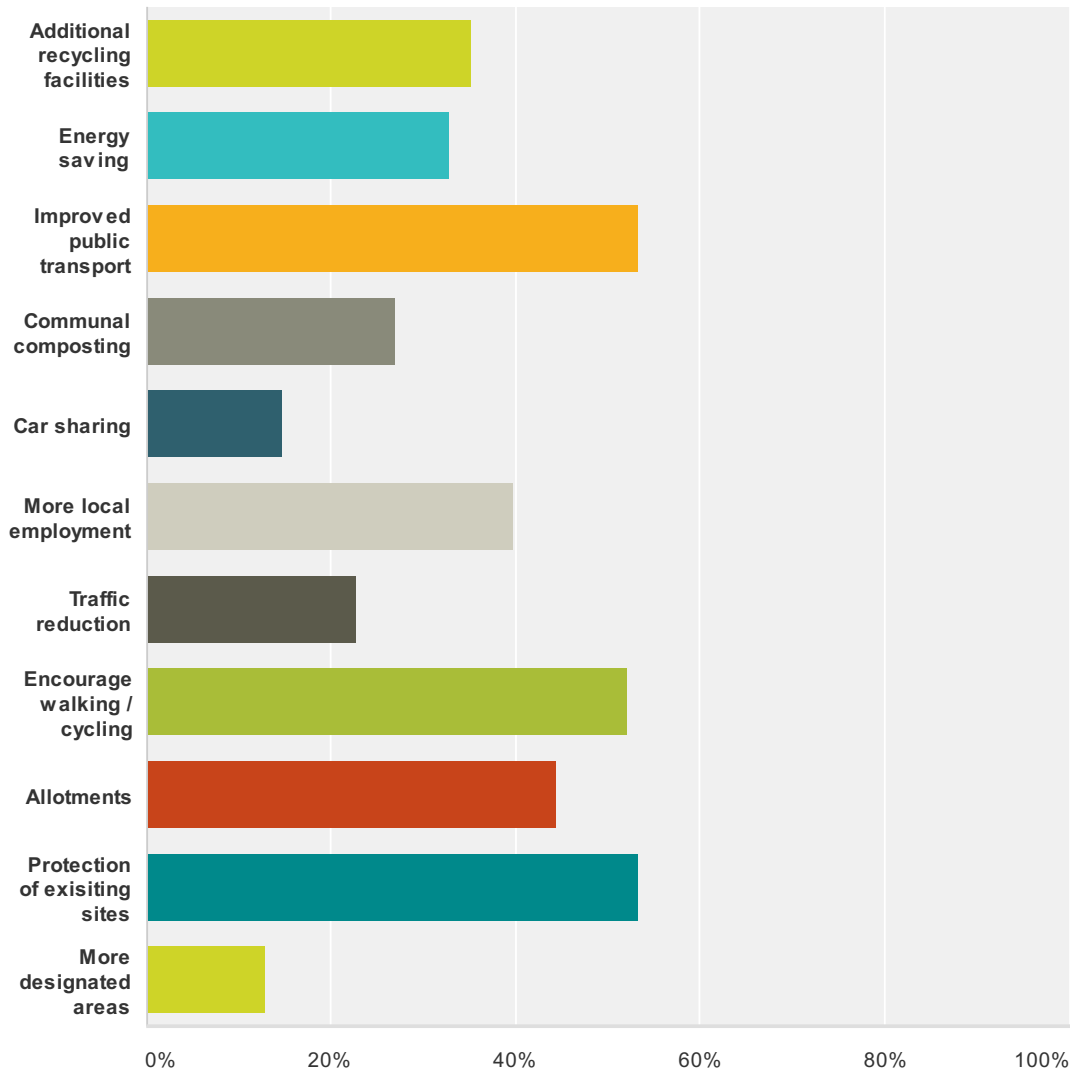
Answered: 175 Skipped: 11



	Not at all	A little	Neither	Quite a lot	Very	Total	Average Rating
Surrounding woodlands	0%	2.92%	0.58%	33.33%	63.16%	171	4.57
Waterways, ponds and lakes	0%	4.79%	2.99%	33.53%	58.68%	167	4.46
Traditional farm buildings	1.21%	5.45%	7.27%	40%	46.06%	165	4.24
Working farmland / animals	0.60%	1.79%	4.76%	26.79%	66.07%	168	4.56
Hedgerows and verges	0%	2.91%	1.74%	26.74%	68.60%	172	4.61
Paddocks for grazing	3.59%	4.79%	12.57%	28.14%	50.90%	167	4.18
Axe Valley	0.60%	1.80%	3.59%	35.33%	58.68%	167	4.50
Chalkway	2.41%	3.01%	6.02%	32.53%	56.02%	166	4.37
Liberty Trail	1.82%	3.03%	7.88%	30.30%	56.97%	165	4.38
Windwhistle Ridge	1.83%	5.49%	10.37%	37.20%	45.12%	164	4.18

**Q44 What do you, or your household think should be done to help protect and enhance the parish environment? (Please tick all that apply)**

Answered: 171 Skipped: 15



Answer Choices	Responses
Additional recycling facilities	35.09% 60
Energy saving	32.75% 56
Improved public transport	53.22% 91
Communal composting	26.90% 46
Car sharing	14.62% 25
More local employment	39.77% 68
Traffic reduction	22.81% 39
Encourage walking / cycling	52.05% 89

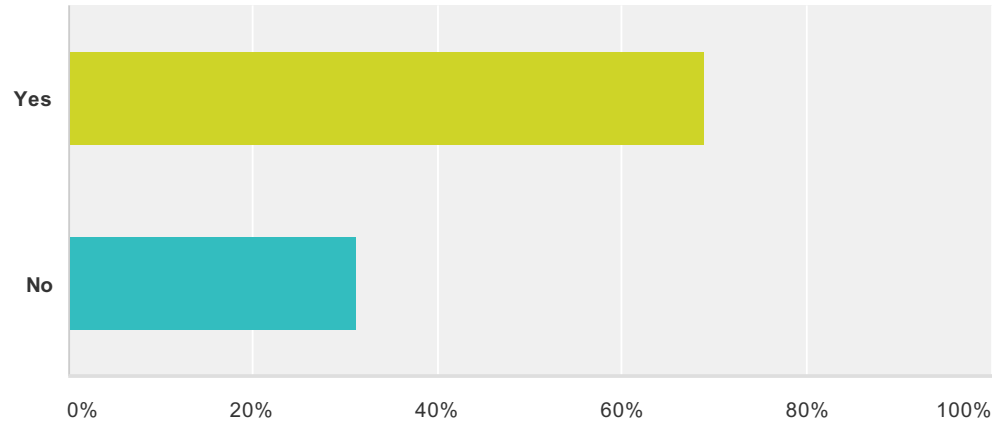
## Winsham Parish Plan Questionnaire 2013

Allotments	44.44%	76
Protection of existing sites	53.22%	91
More designated areas	12.87%	22
<b>Total Respondents: 171</b>		



**Q45 Litter - Is litter and general tidiness a concern to you, or your household?**

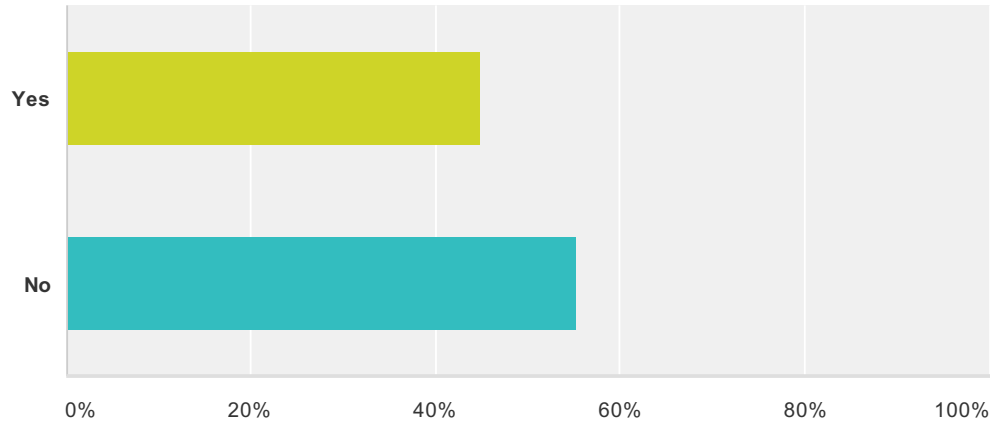
Answered: 177 Skipped: 9



Answer Choices	Responses	
Yes	68.93%	122
No	31.07%	55
<b>Total</b>		<b>177</b>

**Q46 Do you think more litter bins are necessary around the parish?**

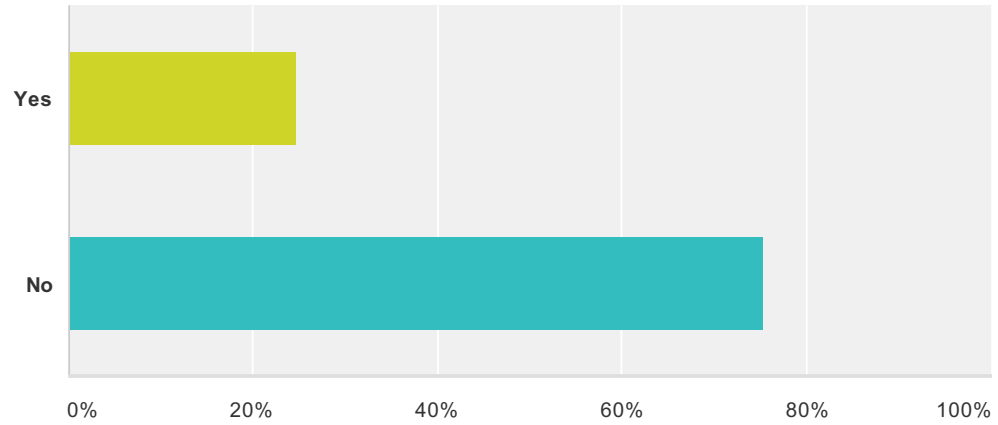
Answered: 172 Skipped: 14



Answer Choices	Responses	
Yes	44.77%	77
No	55.23%	95
<b>Total</b>		<b>172</b>

### Q47 Would you participate in local litter action groups?

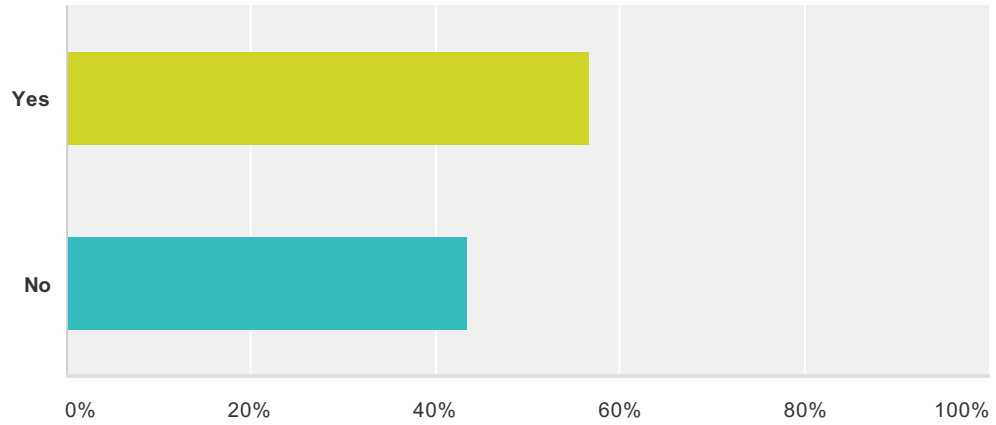
Answered: 170 Skipped: 16



Answer Choices	Responses	
Yes	24.71%	42
No	75.29%	128
<b>Total</b>		<b>170</b>

### Q48 Dog Fouling - Do you think there is a local problem with dog fouling?

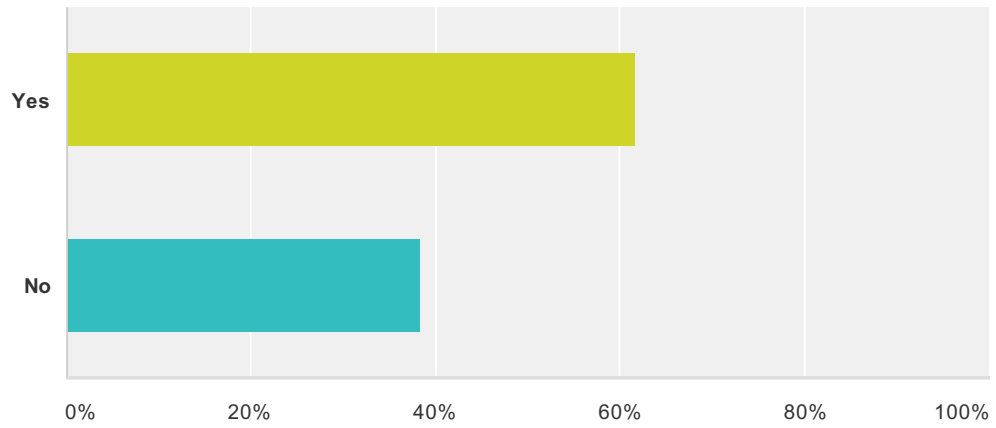
Answered: 173 Skipped: 13



Answer Choices	Responses	
Yes	56.65%	98
No	43.35%	75
<b>Total</b>		<b>173</b>

### Q49 Should there be more special bins?

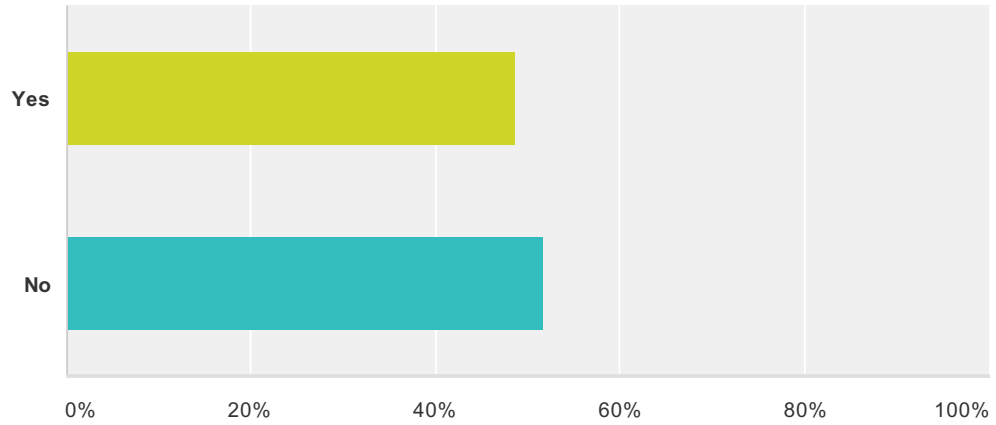
Answered: 167 Skipped: 19



Answer Choices	Responses	
Yes	61.68%	103
No	38.32%	64
<b>Total</b>		<b>167</b>

### Q50 Should there be more designated areas for dog walkers?

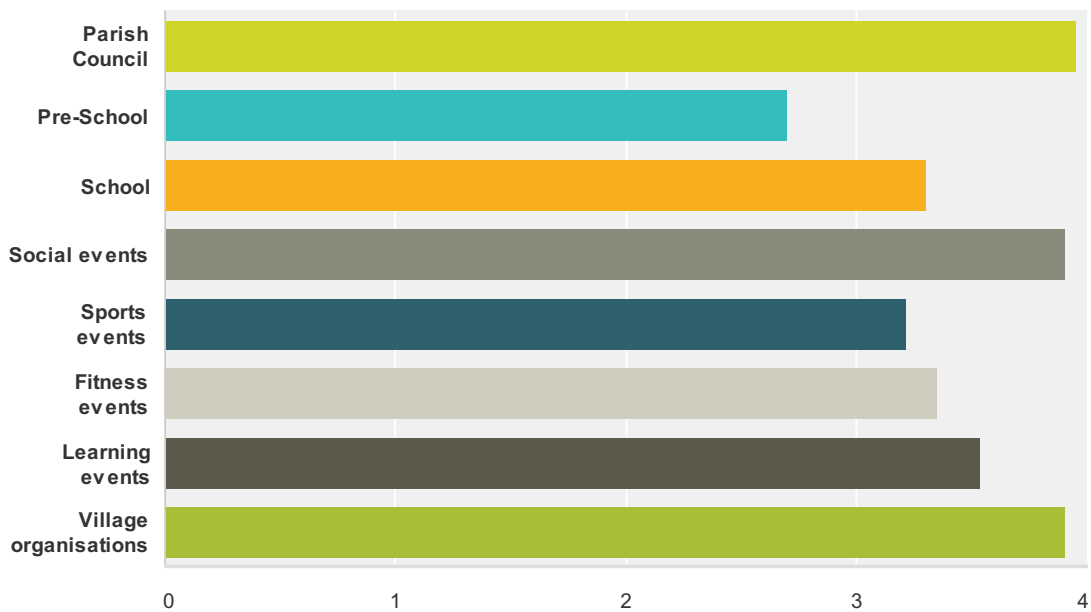
Answered: 167 Skipped: 19



Answer Choices	Responses	
Yes	48.50%	81
No	51.50%	86
<b>Total</b>		<b>167</b>

### Q51 What Parish information interests you, or your household?

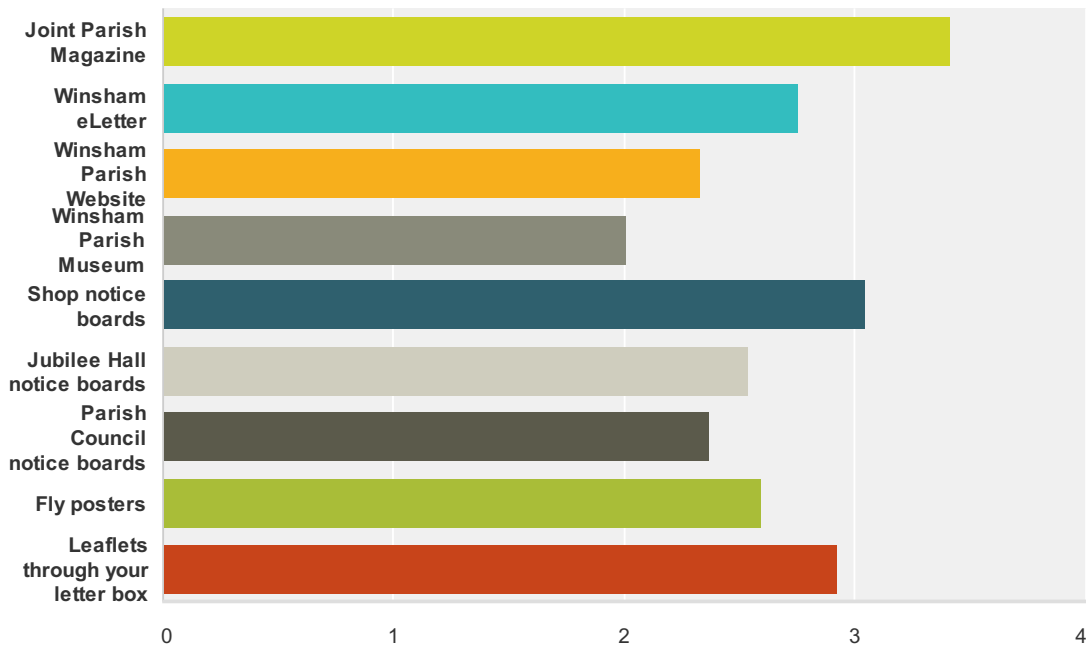
Answered: 171 Skipped: 15



	No interest	Hardly interested	Neither	Quite interested	Very interested	Total	Average Rating
Parish Council	3.25% 5	6.49% 10	9.09% 14	53.90% 83	27.27% 42	154	3.95
Pre-School	25.19% 34	17.78% 24	27.41% 37	21.48% 29	8.15% 11	135	2.70
School	15.60% 22	10.64% 15	19.15% 27	36.88% 52	17.73% 25	141	3.30
Social events	5.23% 8	4.58% 7	11.11% 17	52.94% 81	26.14% 40	153	3.90
Sports events	9.86% 14	14.79% 21	26.76% 38	41.55% 59	7.04% 10	142	3.21
Fitness events	10.07% 14	10.79% 15	26.62% 37	38.85% 54	13.67% 19	139	3.35
Learning events	10.56% 15	4.93% 7	19.01% 27	52.11% 74	13.38% 19	142	3.53
Village organisations	5.13% 8	4.49% 7	8.97% 14	58.33% 91	23.08% 36	156	3.90

### Q52 Which of the following do you, or your household read?

Answered: 179 Skipped: 7

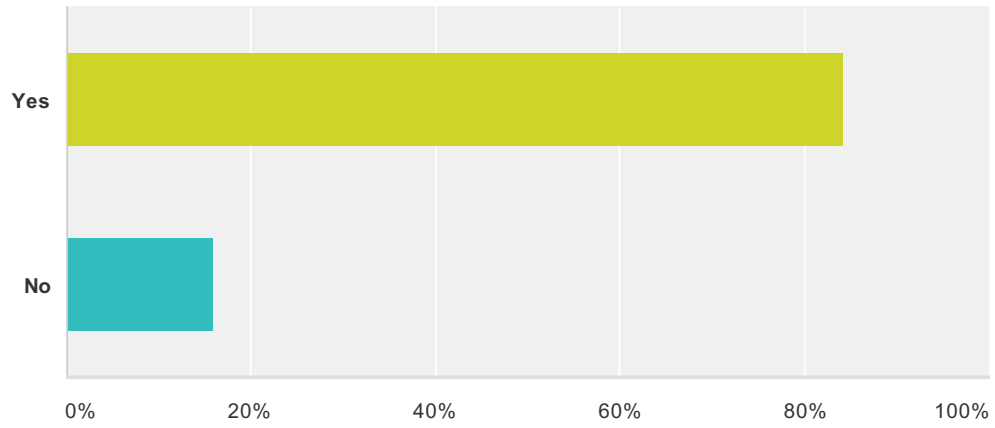


	Never	Sometimes	Often	Always	Total	Average Rating
Joint Parish Magazine	8.28% 14	11.24% 19	11.24% 19	69.23% 117	169	3.41
Winsham eLetter	27.14% 38	15% 21	13.57% 19	44.29% 62	140	2.75
Winsham Parish Website	25.36% 35	34.06% 47	22.46% 31	18.12% 25	138	2.33
Winsham Parish Museum	35.66% 46	37.98% 49	16.28% 21	10.08% 13	129	2.01
Shop notice boards	2.34% 4	22.81% 39	43.27% 74	31.58% 54	171	3.04
Jubilee Hall notice boards	14.65% 23	35.67% 56	31.21% 49	18.47% 29	157	2.54
Parish Council notice boards	21.83% 31	36.62% 52	23.94% 34	17.61% 25	142	2.37
Fly posters	10.88% 16	39.46% 58	29.25% 43	20.41% 30	147	2.59
Leaflets through your letter box	8.02% 13	27.78% 45	28.40% 46	35.80% 58	162	2.92



**Q53 If you have internet connection, please answer the following questions. Do you have a broadband connection?**

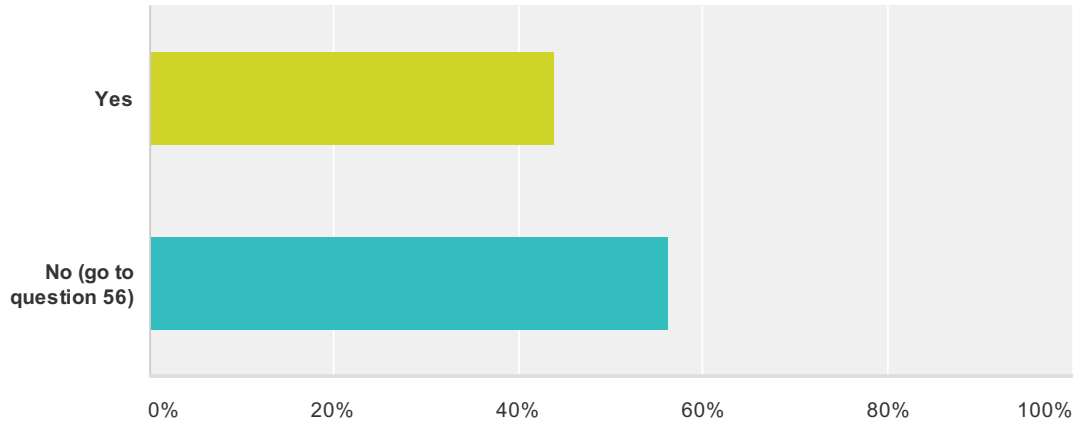
Answered: 169 Skipped: 17



Answer Choices	Responses
Yes	84.02% 142
No	15.98% 27
<b>Total</b>	<b>169</b>

### Q54 Do you know the download speed of your connection?

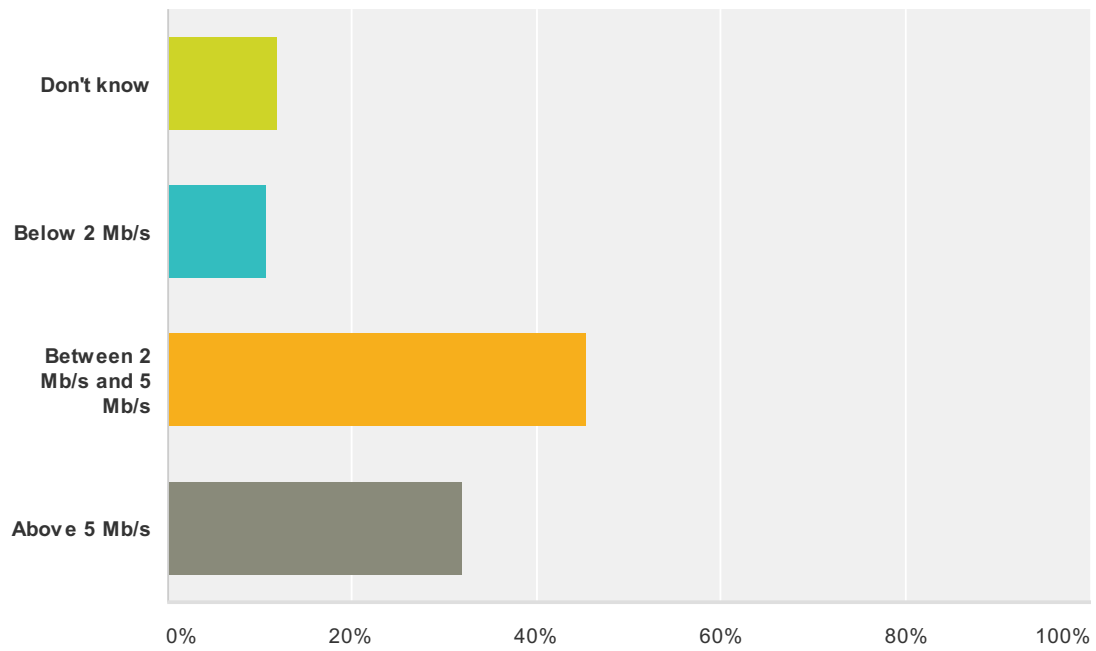
Answered: 153 Skipped: 33



Answer Choices	Responses	
Yes	43.79%	67
No (go to question 56)	56.21%	86
<b>Total</b>		<b>153</b>

### Q55 What is your current download speed

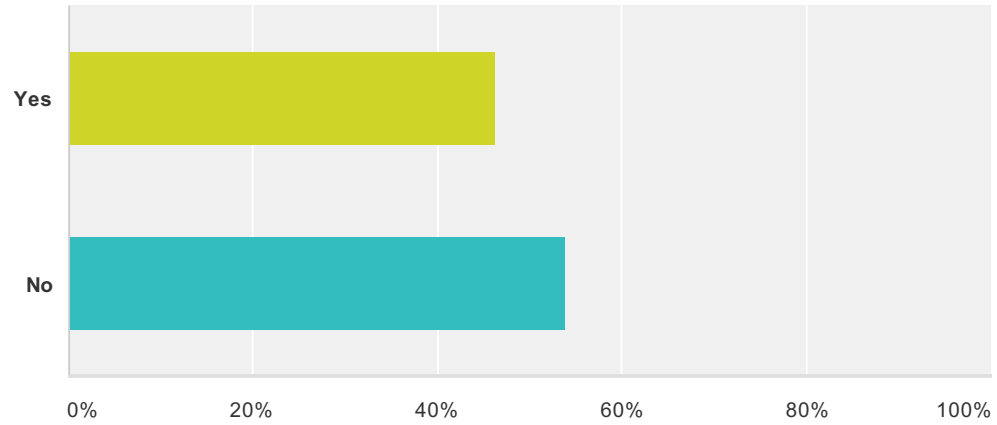
Answered: 75 Skipped: 111



Answer Choices	Responses
Don't know	12% 9
Below 2 Mb/s	10.67% 8
Between 2 Mb/s and 5 Mb/s	45.33% 34
Above 5 Mb/s	32% 24
<b>Total</b>	<b>75</b>

**Q56 If higher speeds became available, would you be prepared to pay for them?**

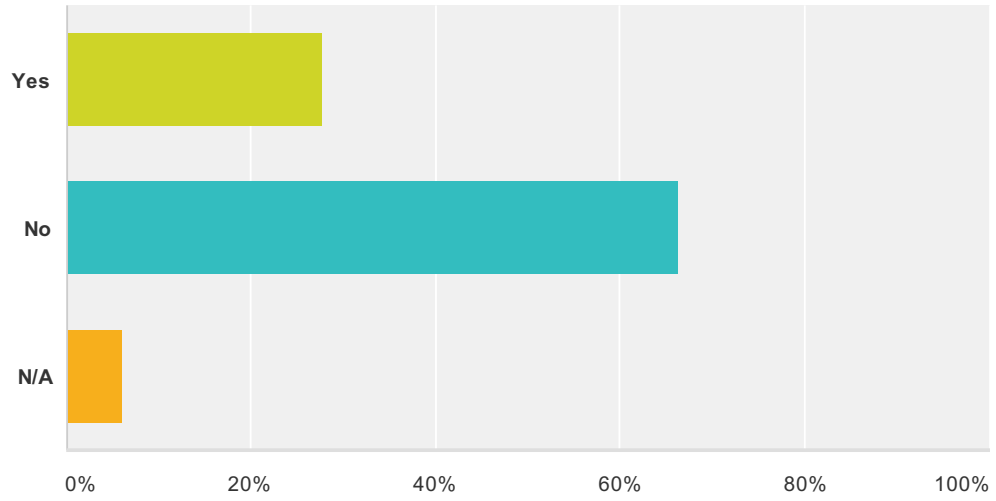
Answered: 145 Skipped: 41



Answer Choices	Responses
Yes	46.21% 67
No	53.79% 78
<b>Total</b>	<b>145</b>

### Q57 Do you get satisfactory mobile reception at home?

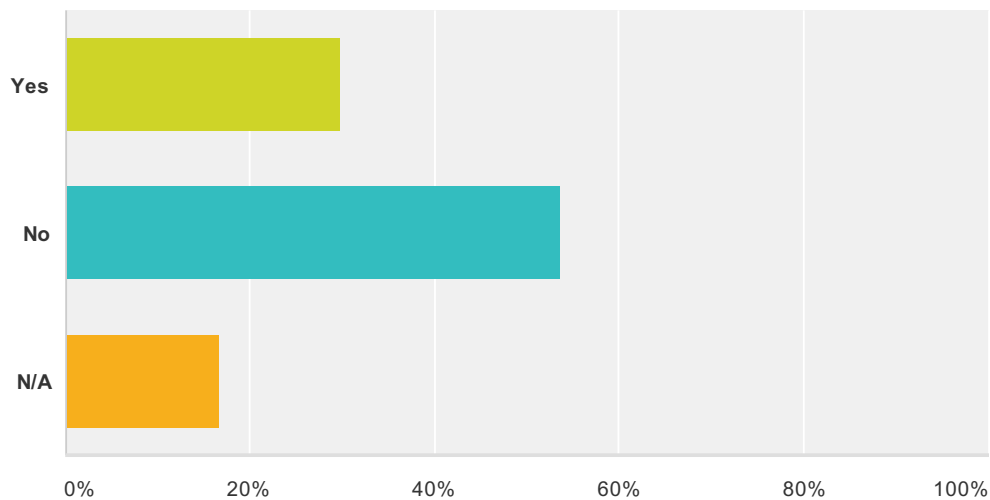
Answered: 166 Skipped: 20



Answer Choices	Responses
Yes	27.71% 46
No	66.27% 110
N/A	6.02% 10
<b>Total</b>	<b>166</b>

### Q58 Would you subscribe to 4G mobile services if available?

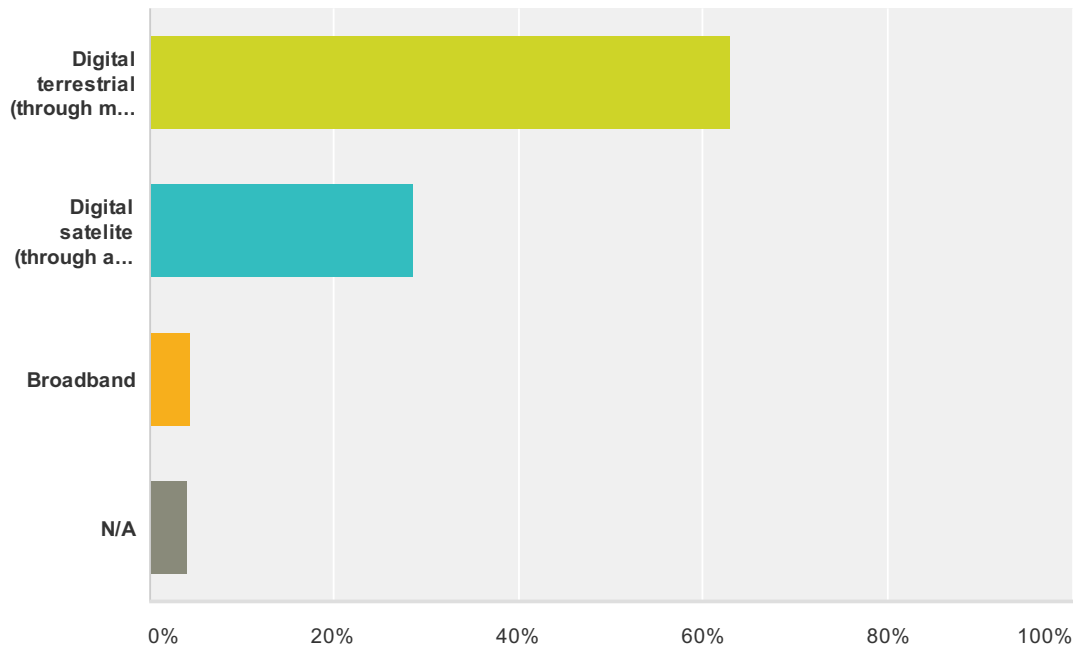
Answered: 155 Skipped: 31



Answer Choices	Responses	
Yes	29.68%	46
No	53.55%	83
N/A	16.77%	26
<b>Total</b>		<b>155</b>

### Q59 How do you receive your television service?

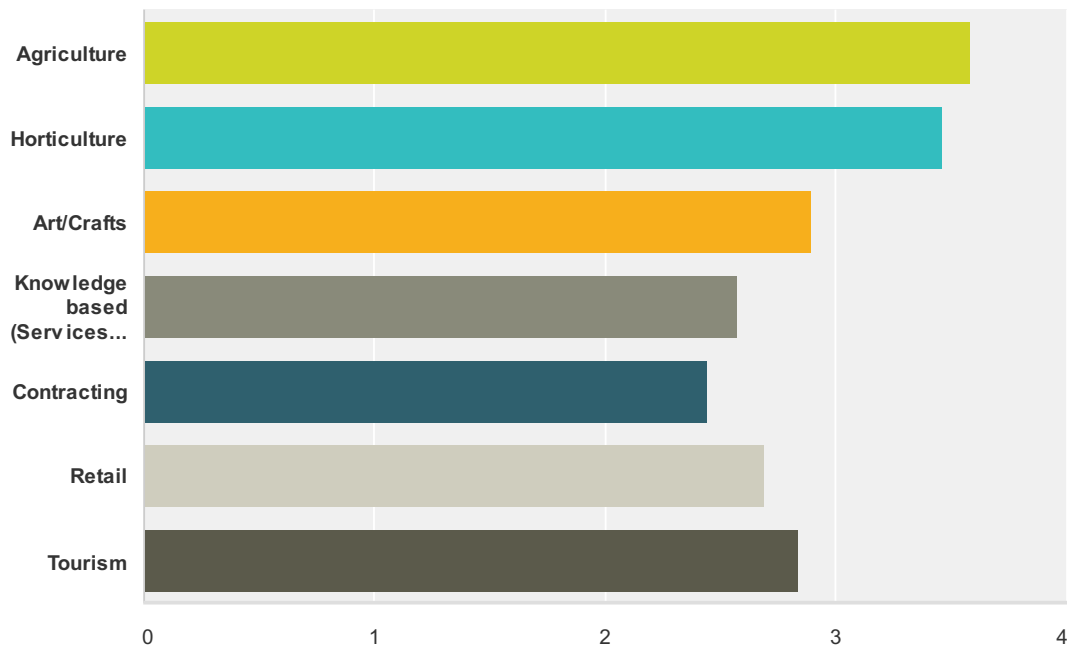
Answered: 175 Skipped: 11



Answer Choices	Responses	
Digital terrestrial (through my aerial)	62.86%	110
Digital satellite (through a satellite dish)	28.57%	50
Broadband	4.57%	8
N/A	4%	7
<b>Total</b>		<b>175</b>

**Q60 Which of the following business types do you think the parish should be supporting development of?**

Answered: 174 Skipped: 12

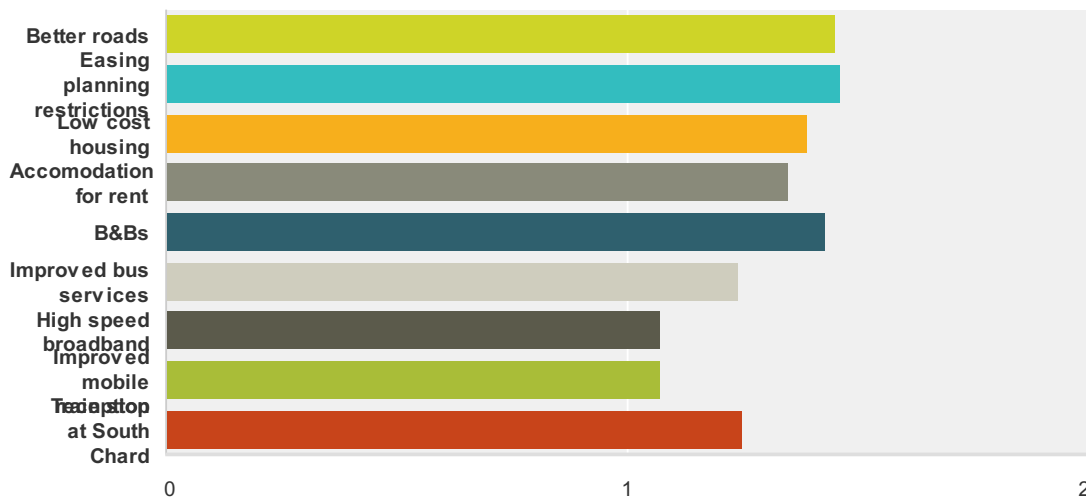


	Not at all	A bit	A fair amount	A lot	Total	Average Rating
Agriculture	0.60% 1	4.79% 8	30.54% 51	64.07% 107	167	3.58
Horticulture	0.62% 1	7.41% 12	37.04% 60	54.94% 89	162	3.46
Art/Crafts	7.89% 12	26.32% 40	34.87% 53	30.92% 47	152	2.89
Knowledge based (Services such as accountancy, marketing, etc)	14.18% 19	33.58% 45	32.84% 44	19.40% 26	134	2.57
Contracting	19.85% 27	31.62% 43	33.09% 45	15.44% 21	136	2.44
Retail	14.97% 22	27.21% 40	31.97% 47	25.85% 38	147	2.69
Tourism	9.40% 14	28.19% 42	32.89% 49	29.53% 44	149	2.83



**Q61 Which of the following, in your opinion, would be most likely to encourage businesses in to the parish?**

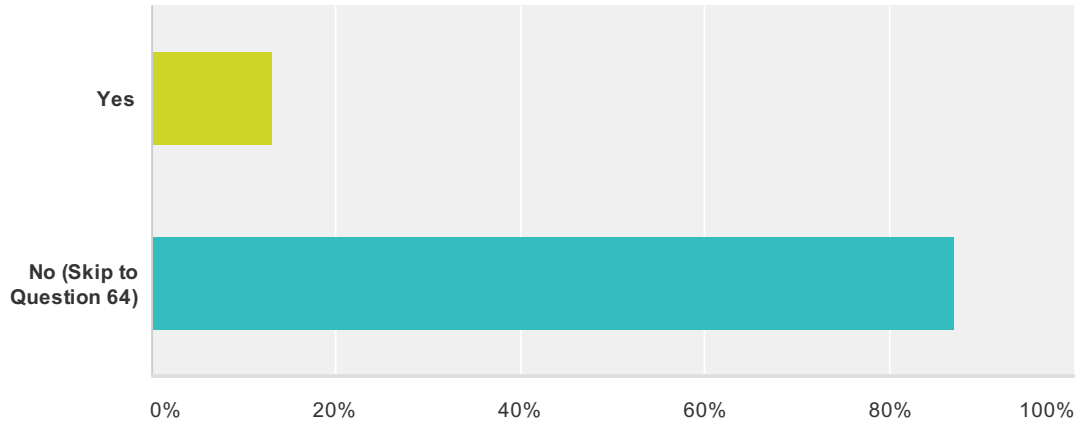
Answered: 170 Skipped: 16



	Yes	No	N/A	Total	Average Rating
Better roads	44.27% 58	36.64% 48	19.08% 25	131	1.45
Easing planning restrictions	46.46% 59	39.37% 50	14.17% 18	127	1.46
Low cost housing	49.63% 67	31.85% 43	18.52% 25	135	1.39
Accomodation for rent	54.55% 72	29.55% 39	15.91% 21	132	1.35
B&Bs	50% 61	37.70% 46	12.30% 15	122	1.43
Improved bus services	69.72% 99	22.54% 32	7.75% 11	142	1.24
High speed broadband	84.78% 117	6.52% 9	8.70% 12	138	1.07
Improved mobile reception	87.07% 128	6.80% 10	6.12% 9	147	1.07
Train stop at South Chard	66.90% 95	21.83% 31	11.27% 16	142	1.25

### Q62 Do you operate a business within the Parish?

Answered: 176 Skipped: 10



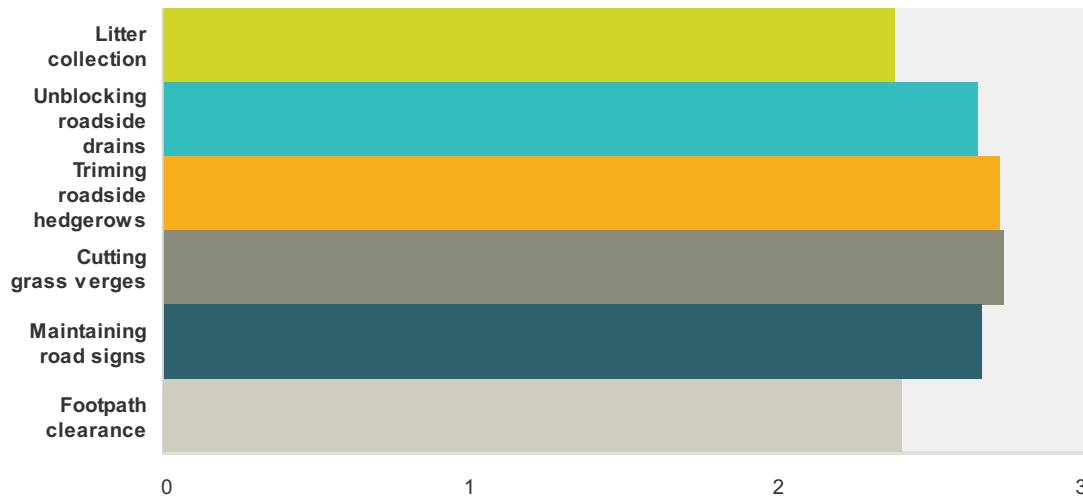
Answer Choices	Responses	
Yes	13.07%	23
No (Skip to Question 64)	86.93%	153
<b>Total</b>		<b>176</b>

**Q63 What additional amenities would further support the development of your business within the Parish?**

Answered: 7 Skipped: 179

**Q64 If this happens, are there tasks you would be willing and able to help with?**

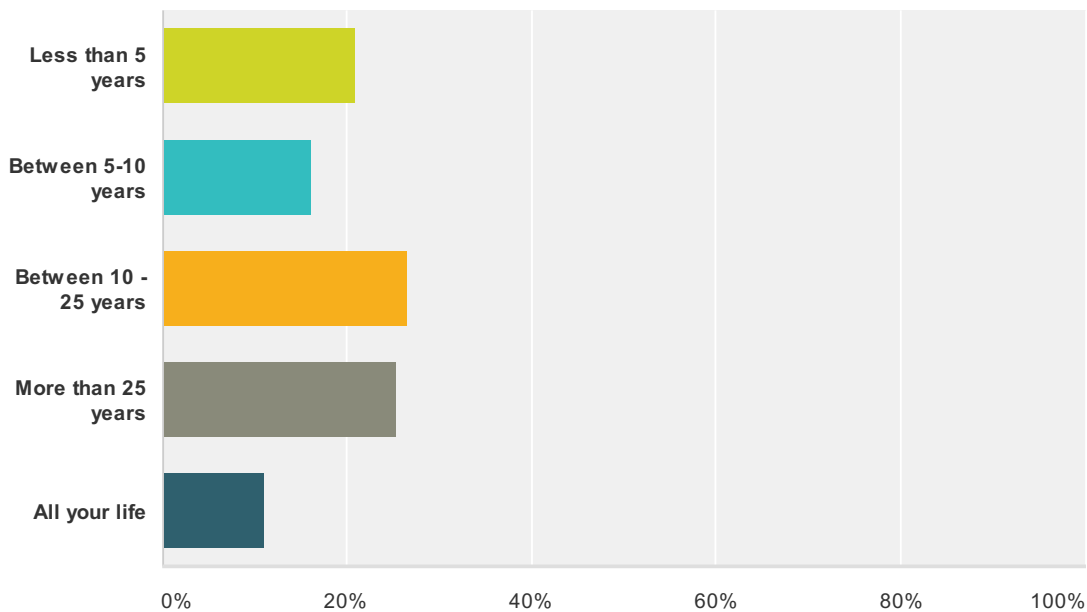
Answered: 162 Skipped: 24



	Yes	Maybe	No	Total	Average Rating
Litter collection	17.31% 27	27.56% 43	55.13% 86	156	2.38
Unblocking roadside drains	7.84% 12	18.95% 29	73.20% 112	153	2.65
Trimming roadside hedgerows	5.41% 8	16.89% 25	77.70% 115	148	2.72
Cutting grass verges	4.08% 6	18.37% 27	77.55% 114	147	2.73
Maintaining road signs	7.59% 11	19.31% 28	73.10% 106	145	2.66
Footpath clearance	16.45% 25	26.97% 41	56.58% 86	152	2.40

### Q65 How long have you lived in the parish?

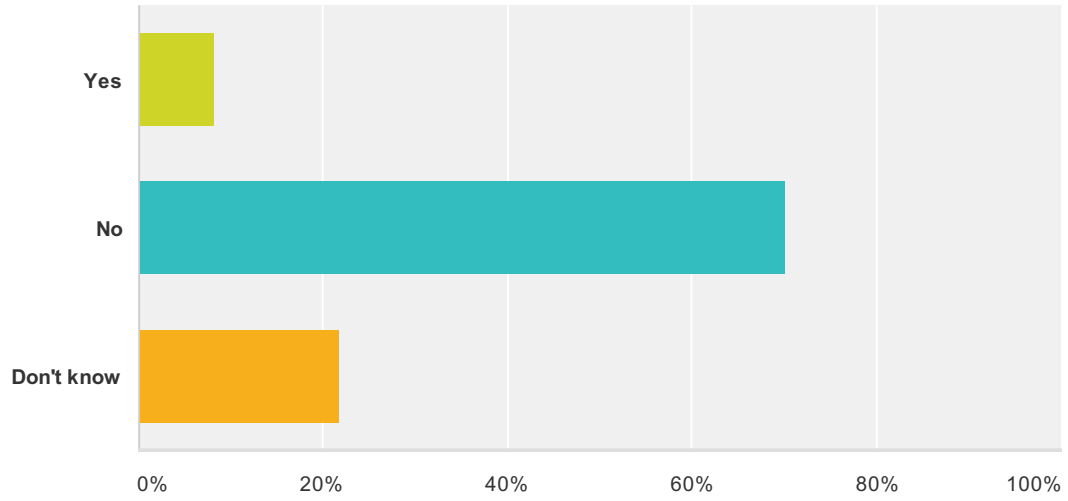
Answered: 181 Skipped: 5



Answer Choices	Responses	
Less than 5 years	20.99%	38
Between 5-10 years	16.02%	29
Between 10 - 25 years	26.52%	48
More than 25 years	25.41%	46
All your life	11.05%	20
<b>Total</b>		<b>181</b>

**Q66 Do you anticipate moving from Winsham within the next 5 years?**

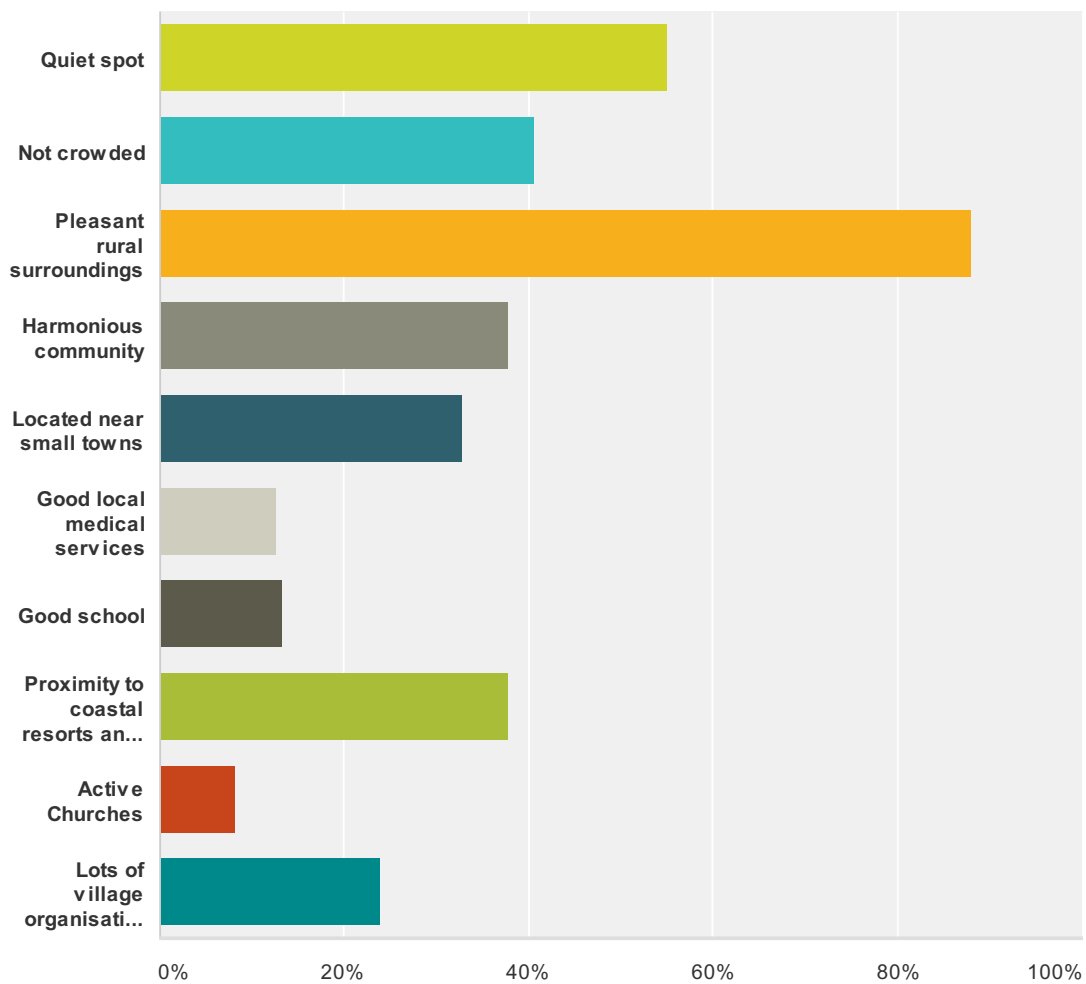
Answered: 180 Skipped: 6



Answer Choices	Responses	
Yes	8.33%	15
No	70%	126
Don't know	21.67%	39
<b>Total</b>		<b>180</b>

**Q67 Please select any three of list below that you enjoy most about living in the Parish of Winsham**

Answered: 180 Skipped: 6



Answer Choices	Responses
Quiet spot	55.00% 99
Not crowded	40.56% 73
Pleasant rural surroundings	87.78% 158
Harmonious community	37.78% 68
Located near small towns	32.78% 59
Good local medical services	12.78% 23
Good school	13.33% 24
Proximity to coastal resorts and facilities	37.78% 68
Active Churches	8.33% 15
Lots of village organisations & interest groups	23.89% 43
<b>Total Respondents: 180</b>	

**Q68 Please let us have any additional  
comments on Winsham Parish.**

Answered: 45 Skipped: 141